

The
SKYWOODS

Embrace sheer luxury amidst greenery.

Tucked away in its own tranquil corner of Dairy Farm Road, The SkyWoods promises superb views of the pristine forests nearby, together with a luxurious, holistic and balanced lifestyle unlike any other. Well-planned, fully-optimised layouts within ensure privacy, functionality and the utmost luxury. With such supreme comfort and the awesome greenery beyond your walls framing every minute here, you'll find a home simply irresistible.



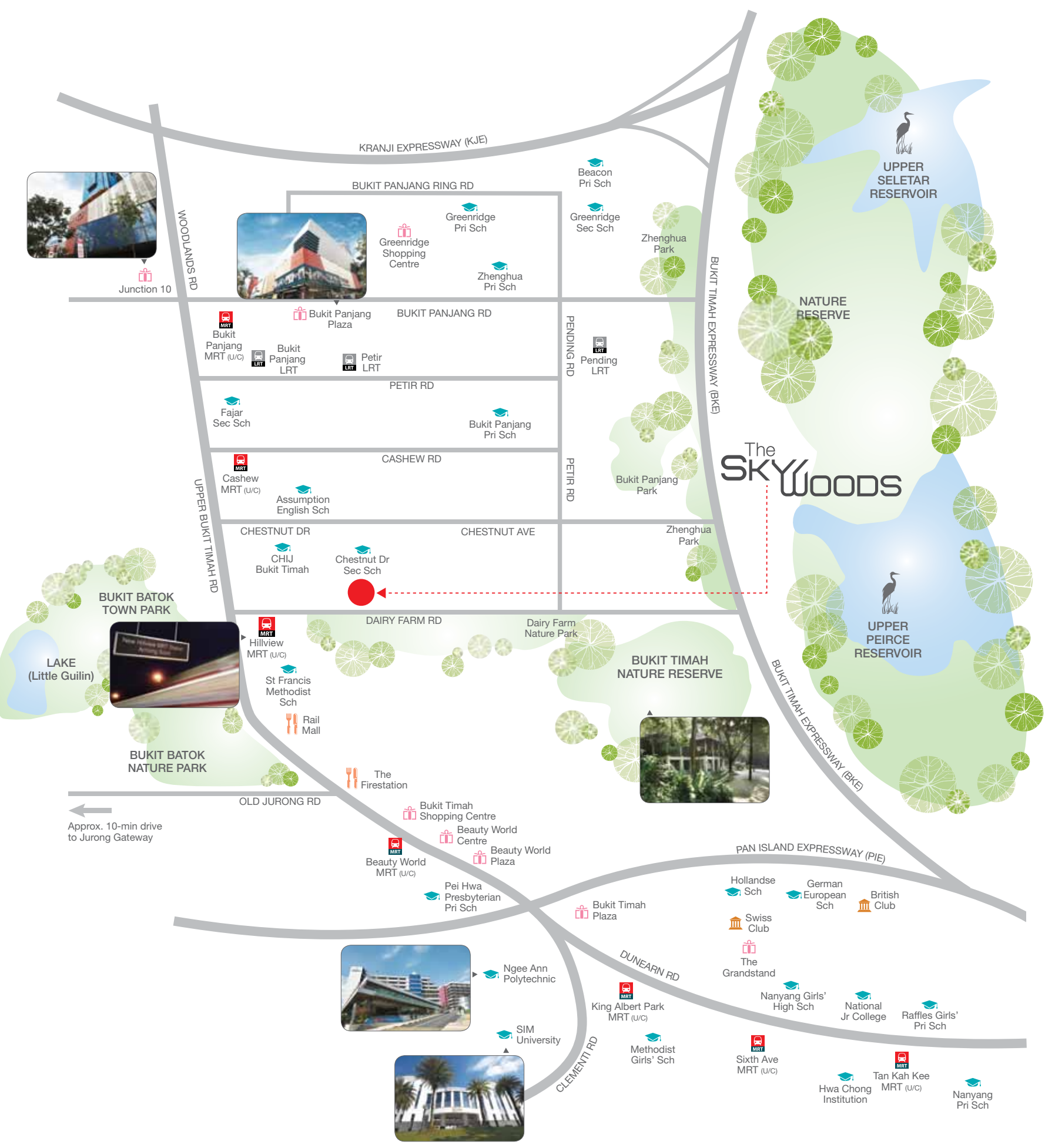
Welcome to the epitome of rich, holistic living.

Inspired by a contemporary interpretation of floating lodges suspended amidst the trees, every unit here is designed to blend the fresh and vast environs of the outdoors with the warmth and privacy of a truly personal abode. With six 15-storey towers strategically placed within expansive grounds, a wide variety of units to pique your interest, as well as 6 wonderful lifestyle zones to engage your senses, The SkyWoods is just the oasis you wanted.



Enjoy all the conveniences you desire nearby.


From everyday necessities and lifestyle embellishments for the weekend to exclusive country clubs and even top-notch educational institutions, The SkyWoods has been conceived to place you right at the heart of everything that matters. And with the upcoming Hillview MRT station only a 5-min walk away, your multi-faceted lifestyle will enjoy exceptional mobility too.



Note: Location map is not drawn to scale.

For illustration only

Site Plan



LEGEND:

THE WELLNESS:

- 1 Foot Reflexology
- 2 Fitness Corner
- 3 Yoga Lawn
- 4 Meditation Court

FOREST THRILL:

- 5 Adventure Fitness Court
- 6 Jogging Trail
- 7 Tennis Court

AQUA SKY:

- 8 Sky Pool
- 9 Sky Forest Deck
- 10 Sky Pool Deck
- 11 Feature Water Jets
- 12 Kid's Pool
- 13 Feature Tree
- 14 Outdoor Shower Point

THE CLUB:

Level 1:

- 15 BBQ Area
- 16 Function Room (with Kitchenette)
- 17 Changing Room
 - Steam Room
 - Sauna
 - Open Shower
 - Rest Room

Level 2:

- Indoor Gym
- AV Room
- Roof Terrace

SENSORY:

- 18 Sensory Park
- 19 Jungle Playground
- 20 Outdoor Shower Point
- 21 Reading Pavilion
- 22 Lounge Pavilion
- 23 Swim-out Bar
- 24 Jungle Spa Bed
- 25 Jungle Couple Seat Spa
- 26 Jungle Foot Massage
- 27 BBQ Area

VERANDAH:

- 28 Skywoods Cabana
- 29 Skywoods Outdoor Dining

ANCILLARY:

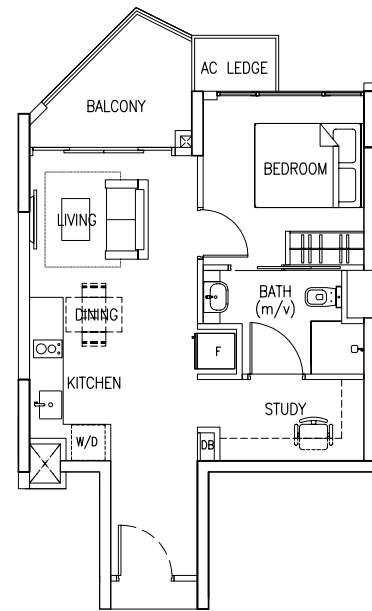
- 30 Guard House
- 31 Drop-off Porch
- 32 Vehicular Entry & Exit to Basement
- 33 Substation
- 34 Bin Centre
- 35 Side Entrance



1+1 Bedroom

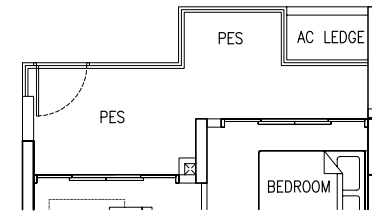
Type 1+1A

Area : 49 sq m / 527 sq ft
Unit(s) : #03-18 to #09-18



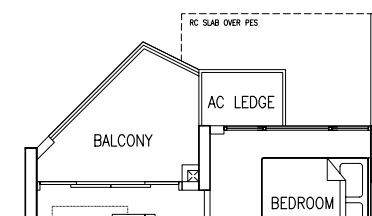
Type 1+1P(A)

Area : 54 sq m / 581 sq ft
Unit(s) : #01-18



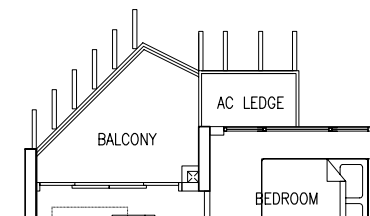
Type 1+1A

Area : 49 sq m / 527 sq ft
Unit(s) : #02-18



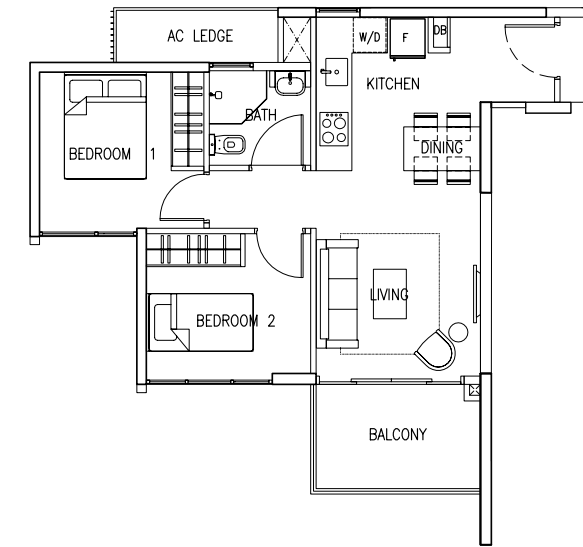
Type 1+1C

Area : 49 sq m / 527 sq ft
Unit(s) : #10-18 to #14-18



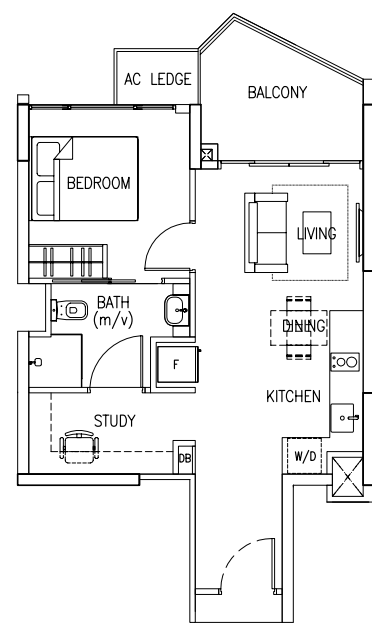
Type 2(C1)

Area : 57 sq m / 614 sq ft
Unit(s) : #03-16 to #14-16



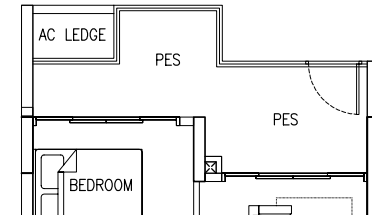
Type 1+1

Area : 49 sq m / 527 sq ft
Unit(s) : #03-19 to #09-19



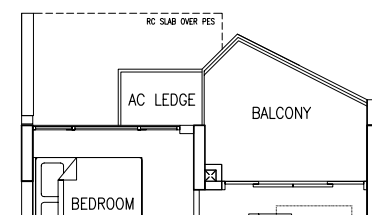
Type 1+1P

Area : 54 sq m / 581 sq ft
Unit(s) : #01-19




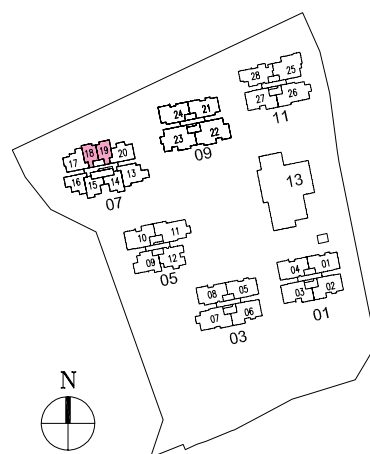
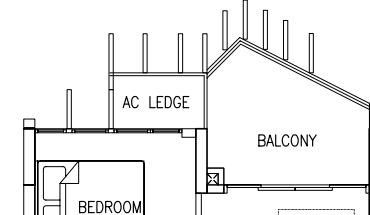
Type 1+1

Area : 49 sq m / 527 sq ft
Unit(s) : #02-19



Type 1+1B

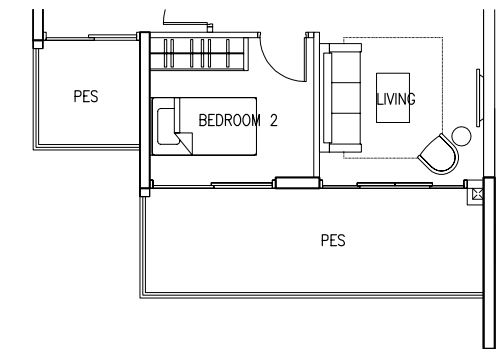
Area : 49 sq m / 527 sq ft
Unit(s) : #10-19 to #14-19



2-Bedroom


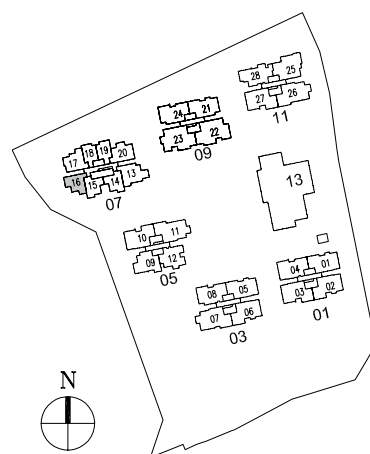
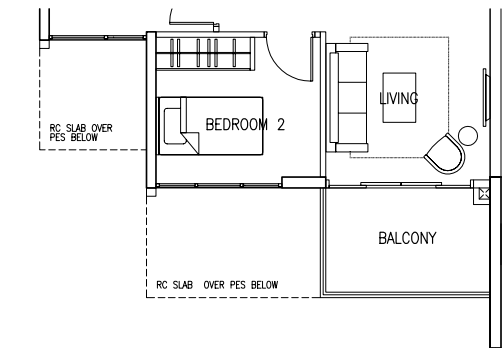
Type 2(C1)P

Area : 67 sq m / 721 sq ft
Unit(s) : #01-16



Type 2(C1)

Area : 57 sq m / 614 sq ft
Unit(s) : #02-16



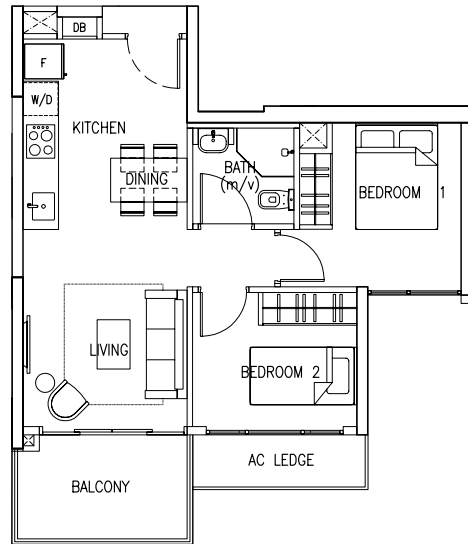
Area includes A/C ledge, balcony, PES, private roof terrace and void (where applicable). Orientations and facings will differ depending on the unit you are purchasing. Please refer to the key plan. All plans are not to scale and are subject to changes as may be approved by the relevant authorities. All floor areas are estimates and are subject to final survey. Visual screens are subject to authority site confirmation.

Area includes A/C ledge, balcony, PES, private roof terrace and void (where applicable). Orientations and facings will differ depending on the unit you are purchasing. Please refer to the key plan. All plans are not to scale and are subject to changes as may be approved by the relevant authorities. All floor areas are estimates and are subject to final survey. Visual screens are subject to authority site confirmation.

2-Bedroom

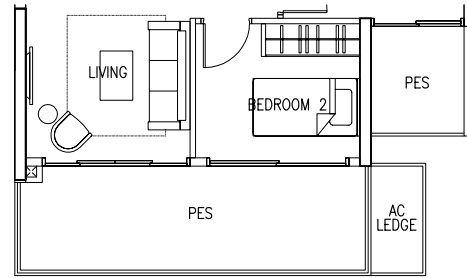
Type 2(C2)

Area : 58 sq m / 624 sq ft
Unit(s) : #03-15 to #14-15



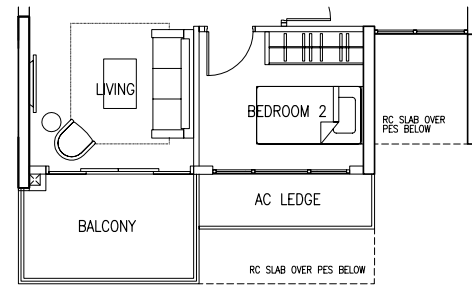
Type 2(C2)P

Area : 67 sq m / 721 sq ft
Unit(s) : #01-15



Type 2(C2)

Area : 58 sq m / 624 sq ft
Unit(s) : #02-15



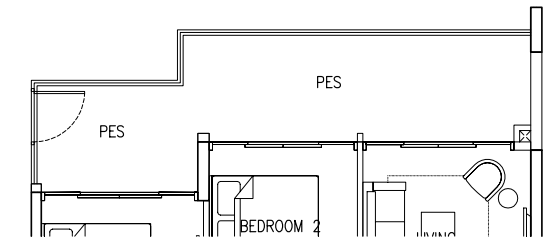
Type 2(S1)

Area : 66 sq m / 710 sq ft
Unit(s) : #03-17 to #09-17



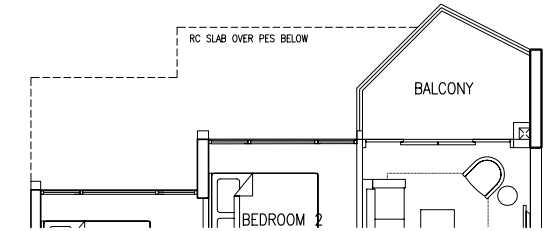
Type 2(S1)P

Area : 78 sq m / 840 sq ft
Unit(s) : #01-17



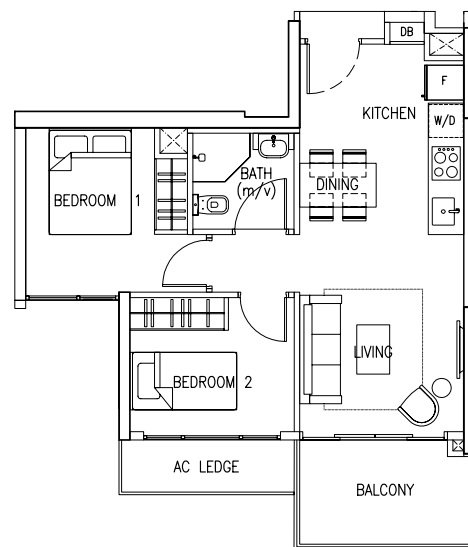
Type 2(S1)

Area : 66 sq m / 710 sq ft
Unit(s) : #02-17



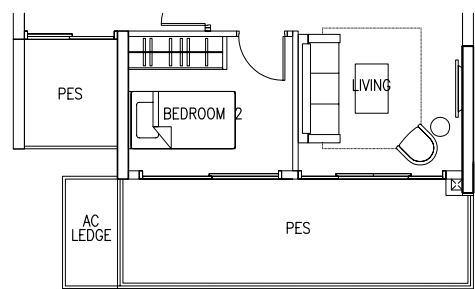
Type 2(C2)A

Area : 58 sq m / 624 sq ft
Unit(s) : #03-14 to #14-14



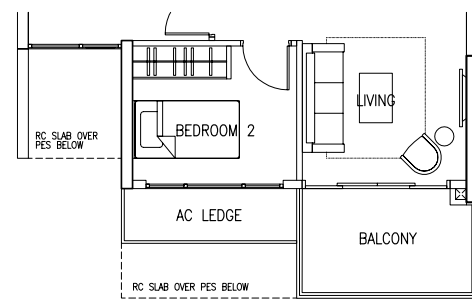
Type 2(C2) P(A)

Area : 67 sq m / 721 sq ft
Unit(s) : #01-14




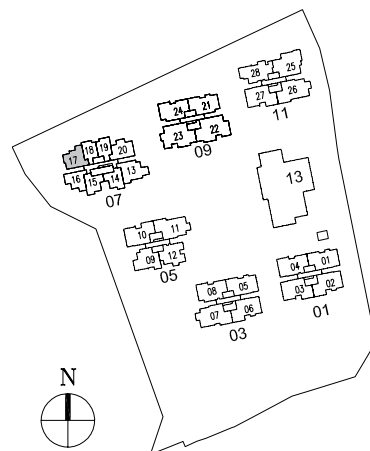

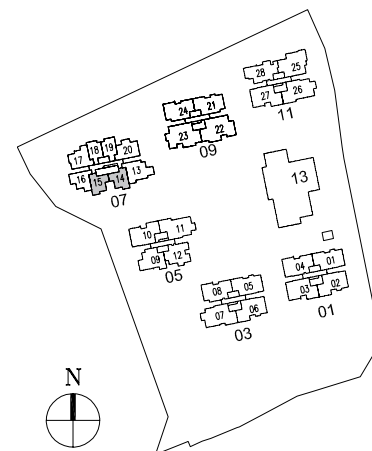
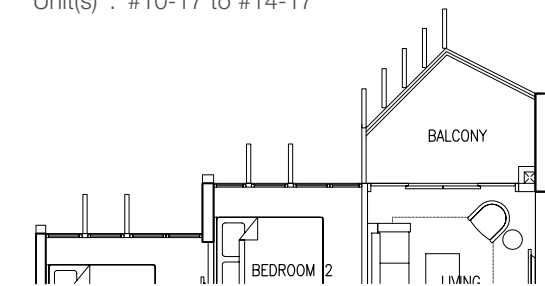
Type 2(C2)A

Area : 58 sq m / 624 sq ft
Unit(s) : #02-14



Type 2(S1)A

Area : 66 sq m / 710 sq ft
Unit(s) : #10-17 to #14-17



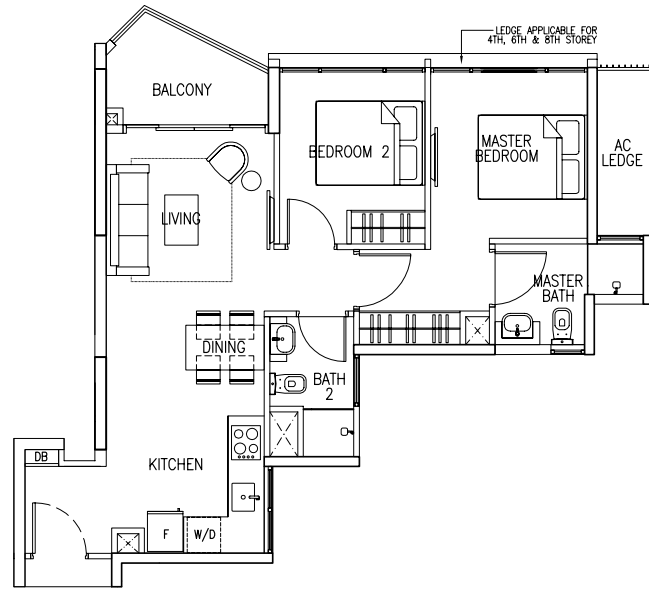
Area includes A/C ledge, balcony, PES, private roof terrace and void (where applicable). Orientations and facings will differ depending on the unit you are purchasing. Please refer to the key plan. All plans are not to scale and are subject to changes as may be approved by the relevant authorities. All floor areas are estimates and are subject to final survey. Visual screens are subject to authority site confirmation.

Area includes A/C ledge, balcony, PES, private roof terrace and void (where applicable). Orientations and facings will differ depending on the unit you are purchasing. Please refer to the key plan. All plans are not to scale and are subject to changes as may be approved by the relevant authorities. All floor areas are estimates and are subject to final survey. Visual screens are subject to authority site confirmation.

2-Bedroom

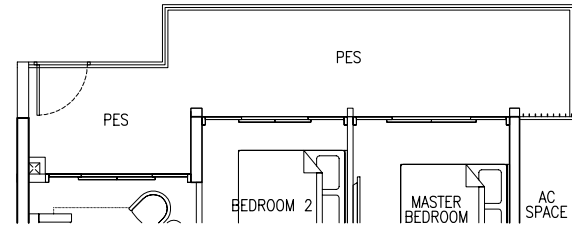
Type 2(S2)

Area : 66 sq m / 710 sq ft
Unit(s) : #03-20 to #09-20



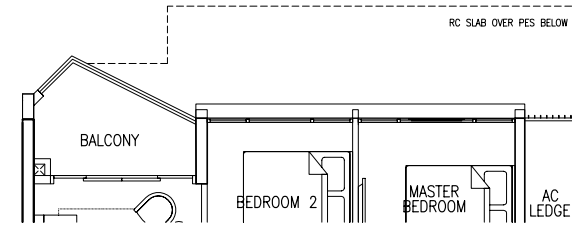
Type 2(S2)P

Area : 82 sq m / 883 sq ft
Unit(s) : #01-20



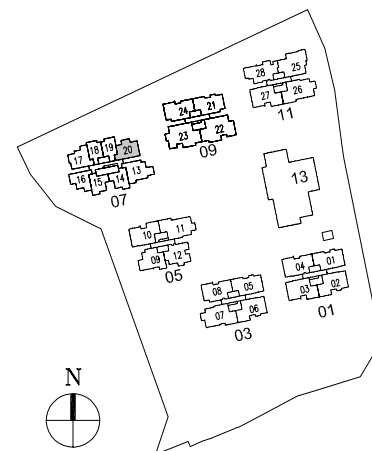
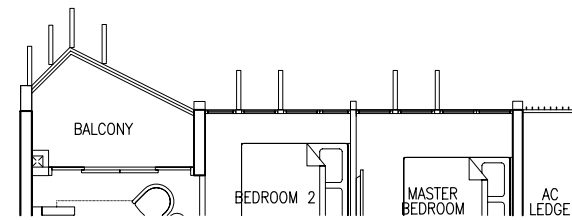
Type 2(S2)

Area : 66 sq m / 710 sq ft
Unit(s) : #02-20



Type 2(S2)A

Area : 66 sq m / 710 sq ft
Unit(s) : #10-20 to #14-20

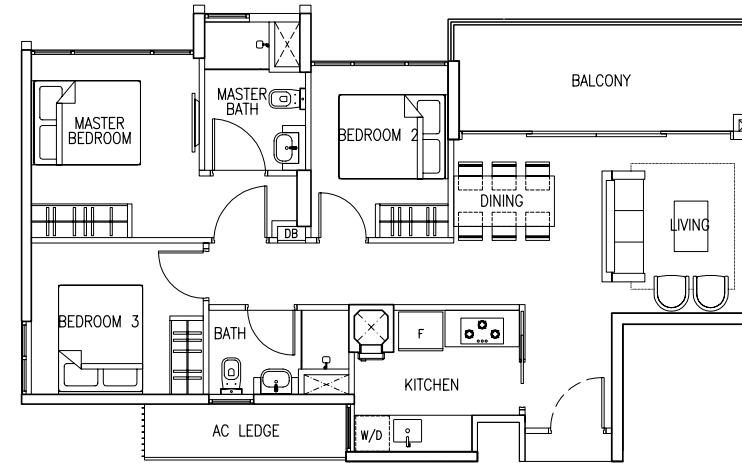


Area includes A/C ledge, balcony, PES, private roof terrace and void (where applicable). Orientations and facings will differ depending on the unit you are purchasing. Please refer to the key plan. All plans are not to scale and are subject to changes as may be approved by the relevant authorities. All floor areas are estimates and are subject to final survey. Visual screens are subject to authority site confirmation.

3-Bedroom

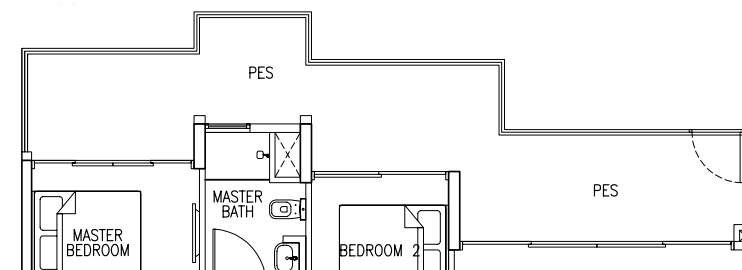
Type 3(C1)

Area : 88 sq m / 947 sq ft
Unit(s) : #03-08 to #09-08



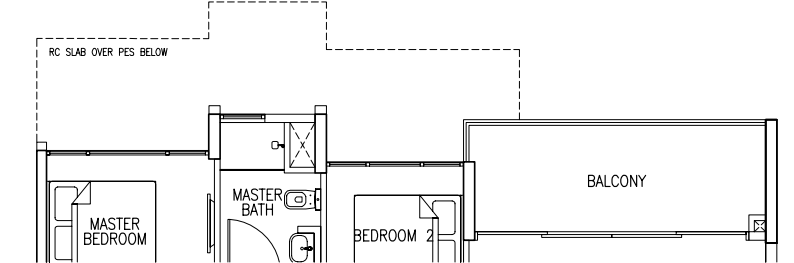
Type 3(C1)P

Area : 104 sq m / 1119 sq ft
Unit(s) : #01-08



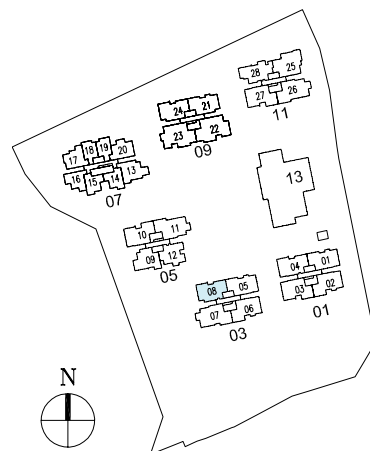
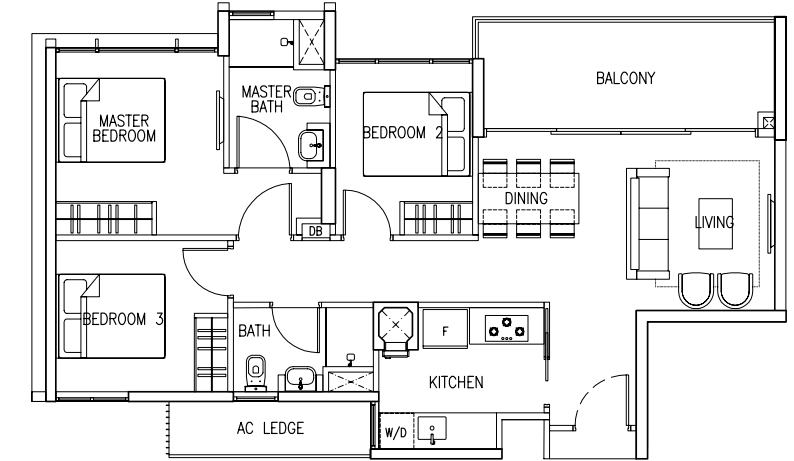
Type 3(C1)

Area : 88 sq m / 947 sq ft
Unit(s) : #02-08



Type 3(C1)C

Area : 88 sq m / 947 sq ft
Unit(s) : #10-08 to #14-08

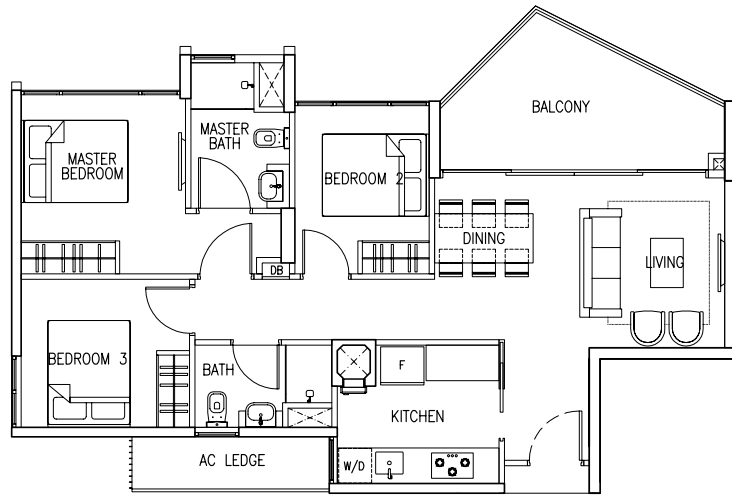


Area includes A/C ledge, balcony, PES, private roof terrace and void (where applicable). Orientations and facings will differ depending on the unit you are purchasing. Please refer to the key plan. All plans are not to scale and are subject to changes as may be approved by the relevant authorities. All floor areas are estimates and are subject to final survey. Visual screens are subject to authority site confirmation.

3-Bedroom

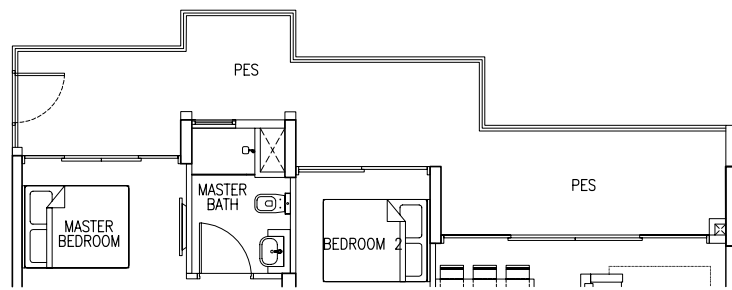
Type 3(C1)A

Area : 88 sq m / 947 sq ft
Unit(s) : #03-24 to #09-24



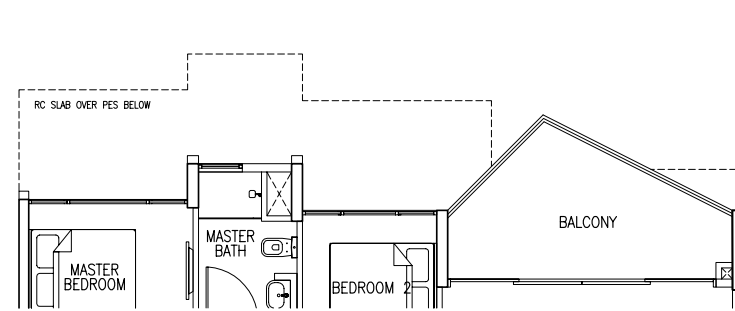
Type 3(C1)P

Area : 104 sq m / 1119 sq ft
Unit(s) : #01-24



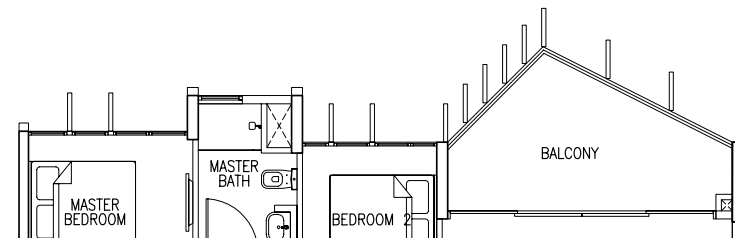
Type 3(C1)A

Area : 88 sq m / 947 sq ft
Unit(s) : #02-24



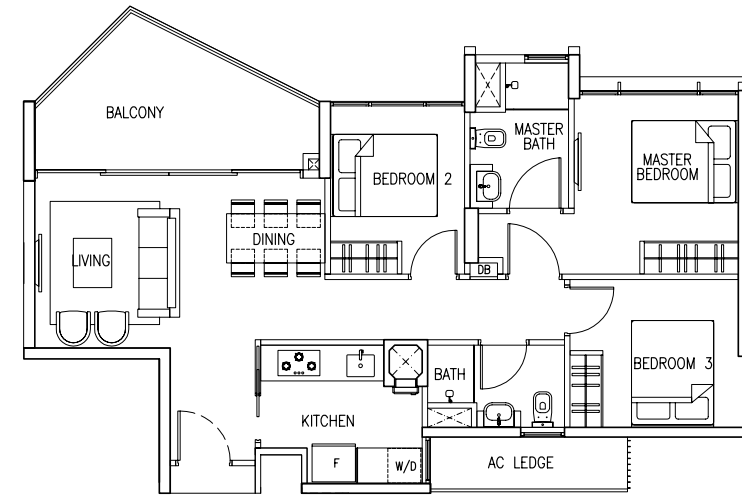
Type 3(C1)B

Area : 88 sq m / 947 sq ft
Unit(s) : #10-24 to #14-24



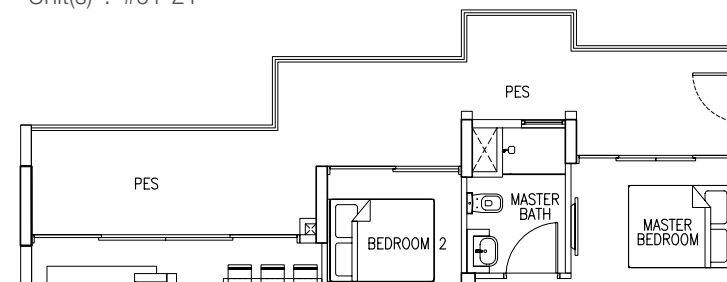
Type 3(C2)

Area : 88 sq m / 947 sq ft
Unit(s) : #03-21 to #09-21



Type 3(C2)P

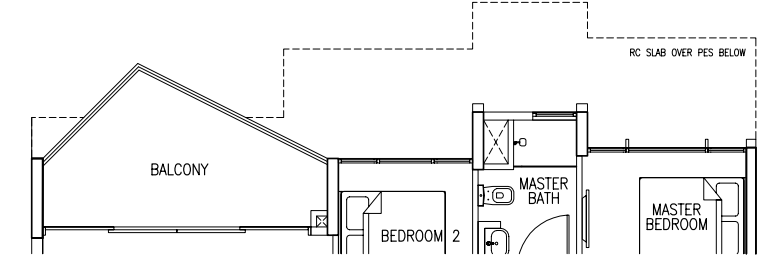
Area : 104 sq m / 1119 sq ft
Unit(s) : #01-21



3-Bedroom

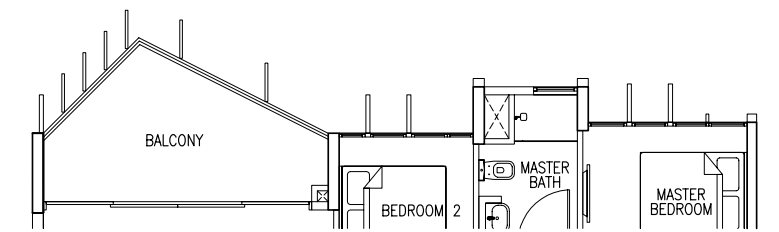
Type 3(C2)

Area : 88 sq m / 947 sq ft
Unit(s) : #02-21



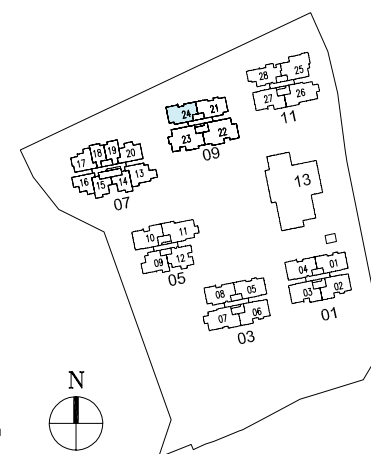
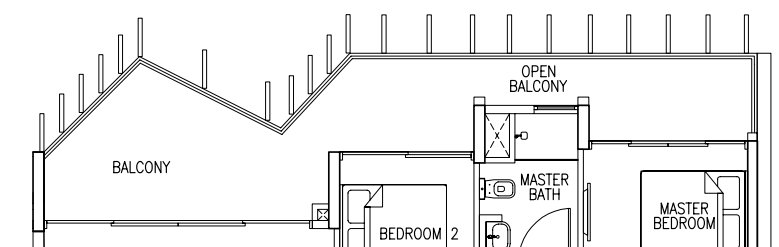
Type 3(C2)A

Area : 88 sq m / 947 sq ft
Unit(s) : #10-21 to #13-21

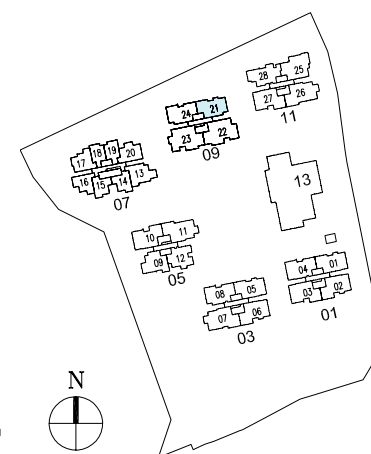


Type 3(C2)B

Area : 100 sq m / 1076 sq ft
Unit(s) : #14-21



Area includes A/C ledge, balcony, PES, private roof terrace and void (where applicable). Orientations and facings will differ depending on the unit you are purchasing. Please refer to the key plan. All plans are not to scale and are subject to changes as may be approved by the relevant authorities. All floor areas are estimates and are subject to final survey. Visual screens are subject to authority site confirmation.



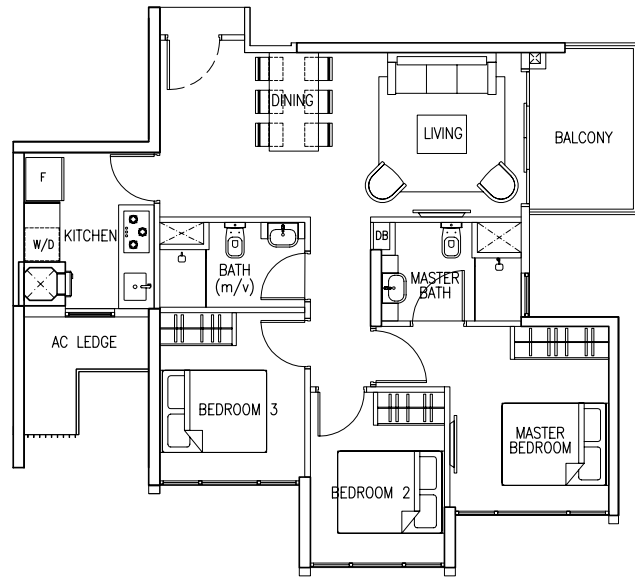
Area includes A/C ledge, balcony, PES, private roof terrace and void (where applicable). Orientations and facings will differ depending on the unit you are purchasing. Please refer to the key plan. All plans are not to scale and are subject to changes as may be approved by the relevant authorities. All floor areas are estimates and are subject to final survey. Visual screens are subject to authority site confirmation.

3-Bedroom

3-Bedroom

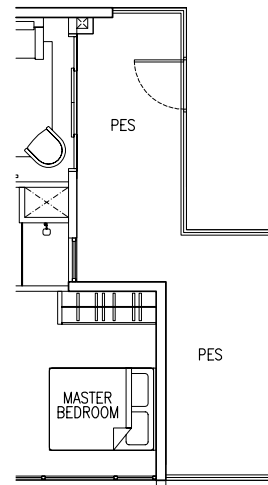
Type 3(C3)

Area : 81 sq m / 872 sq ft
Unit(s) : #03-12 to #13-12



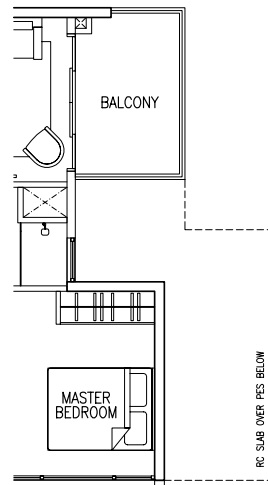
Type 3(C3)P

Area : 94 sq m / 1012 sq ft
Unit(s) : #01-12



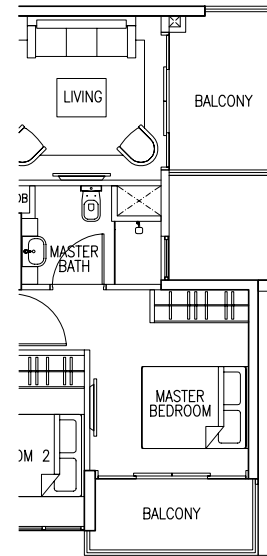
Type 3(C3)

Area : 81 sq m / 872 sq ft
Unit(s) : #02-12



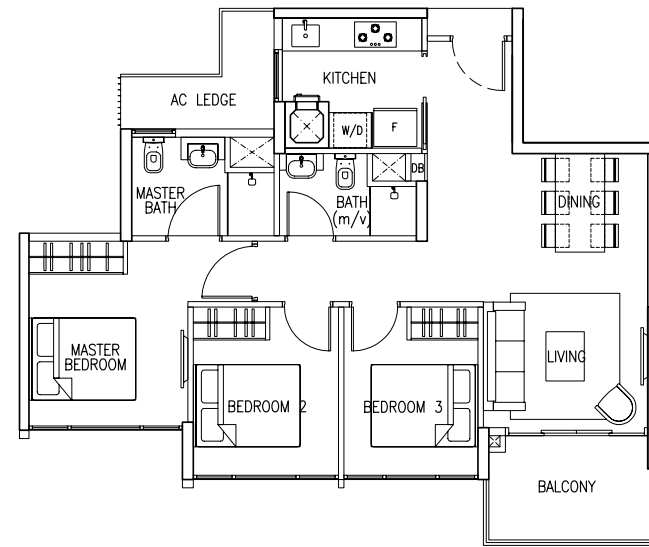
Type 3(C3)A

Area : 85 sq m / 915 sq ft
Unit(s) : #14-12



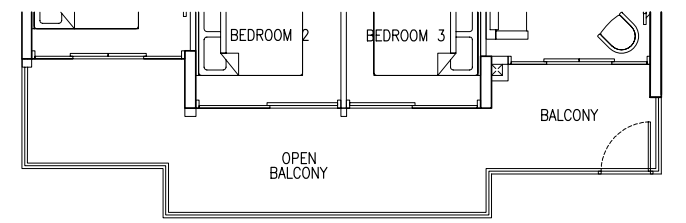
Type 3(C5)

Area : 81 sq m / 872 sq ft
Unit(s) : #02-09 to #14-09



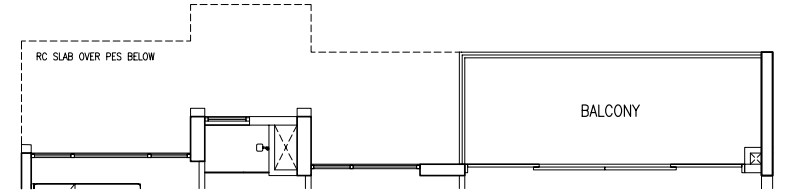
Type 3(C5)P

Area : 98 sq m / 1055 sq ft
Unit(s) : #01-09



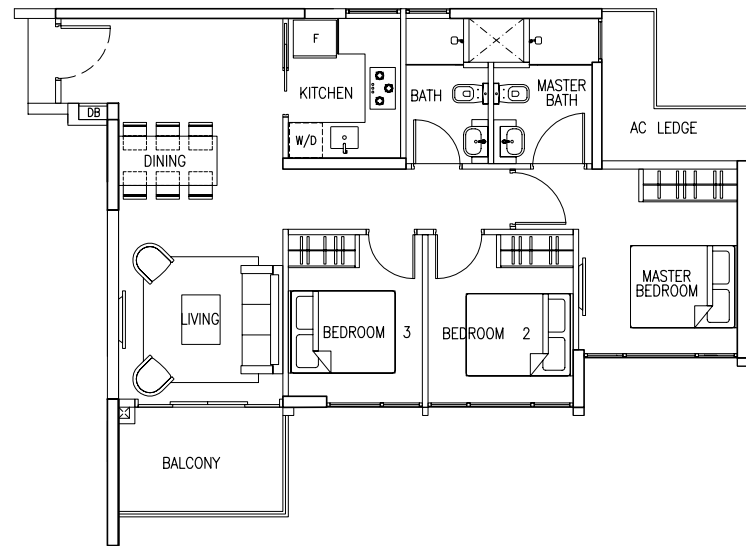
Type 3(S1)A

Area : 94 sq m / 1012 sq ft
Unit(s) : #02-10



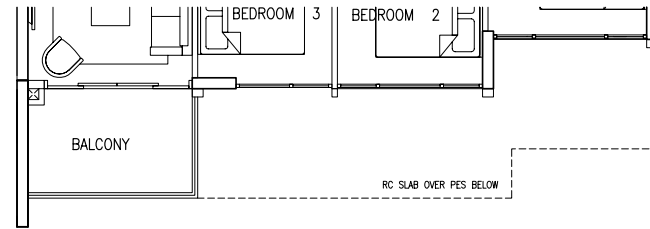
Type 3(C4)

Area : 85 sq m / 915 sq ft
Unit(s) : #03-13 to #13-13



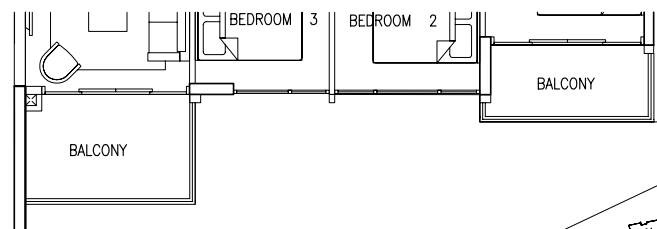
Type 3(C4)

Area : 85 sq m / 915 sq ft
Unit(s) : #02-13



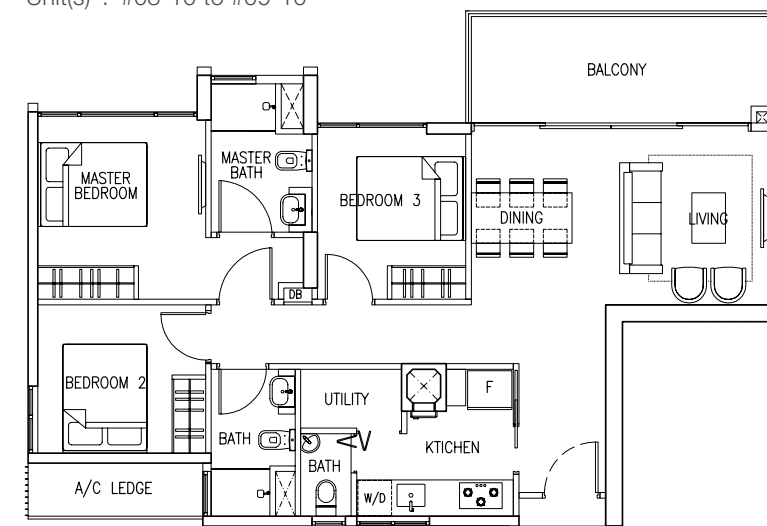
Type 3(C4)A

Area : 89 sq m / 958 sq ft
Unit(s) : #14-13



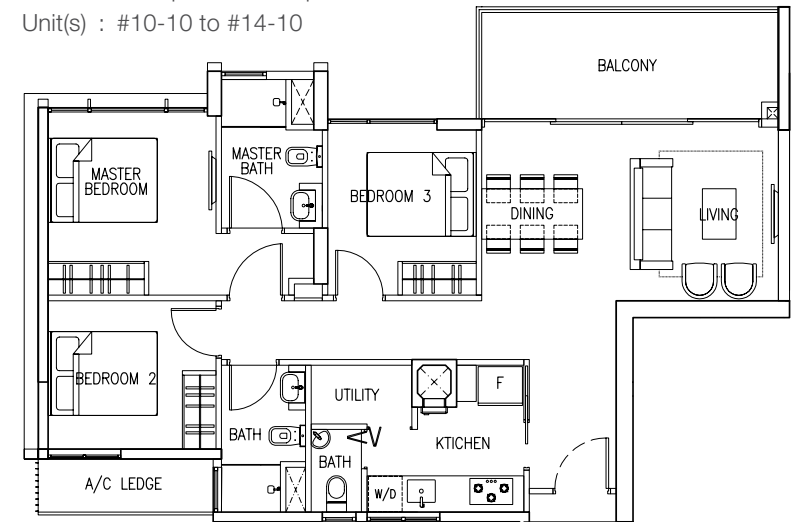
Type 3(S1)A

Area : 94 sq m / 1012 sq ft
Unit(s) : #03-10 to #09-10



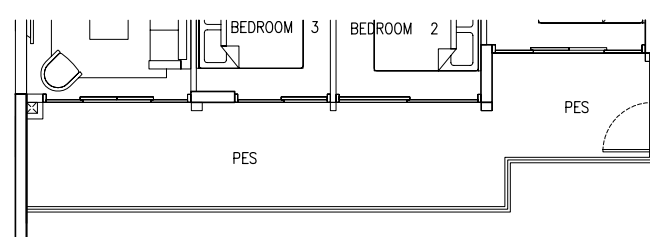
Type 3(S1)D

Area : 94 sq m / 1012 sq ft
Unit(s) : #10-10 to #14-10



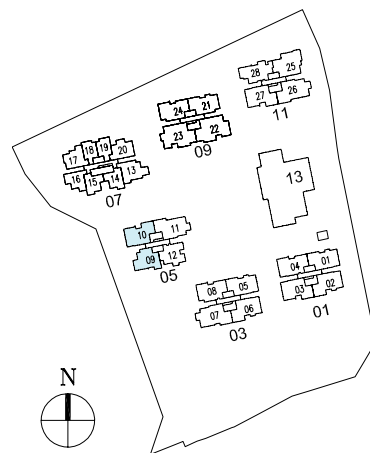

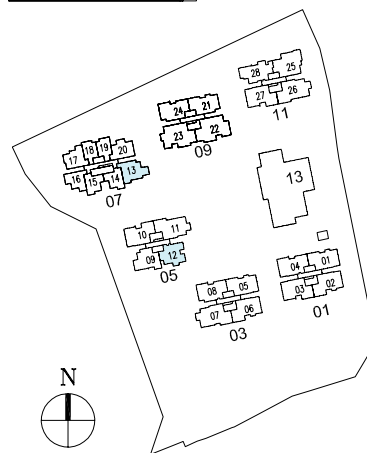

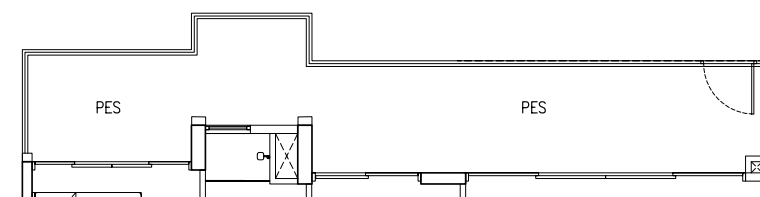
Type 3(C4)P

Area : 102 sq m / 1098 sq ft
Unit(s) : #01-13



Type 3(S1)P (A)

Area : 110 sq m / 1184 sq ft
Unit(s) : #01-10



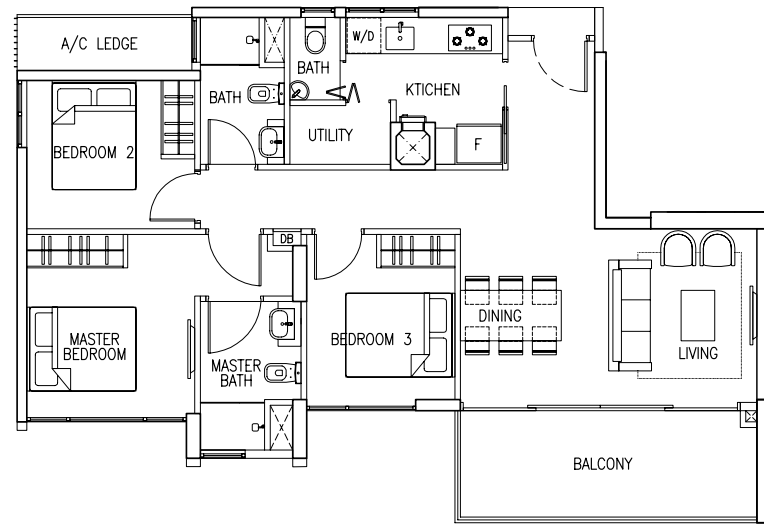
Area includes A/C ledge, balcony, PES, private roof terrace and void (where applicable). Orientations and facings will differ depending on the unit you are purchasing. Please refer to the key plan. All plans are not to scale and are subject to changes as may be approved by the relevant authorities. All floor areas are estimates and are subject to final survey. Visual screens are subject to authority site confirmation.

Area includes A/C ledge, balcony, PES, private roof terrace and void (where applicable). Orientations and facings will differ depending on the unit you are purchasing. Please refer to the key plan. All plans are not to scale and are subject to changes as may be approved by the relevant authorities. All floor areas are estimates and are subject to final survey. Visual screens are subject to authority site confirmation.

3-Bedroom

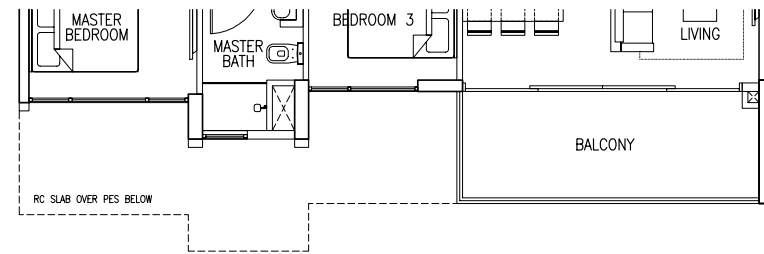
Type 3(S1)

Area : 94 sq m / 1012 sq ft
Unit(s) : #03-27 to #09-27; #03-03 to #14-03



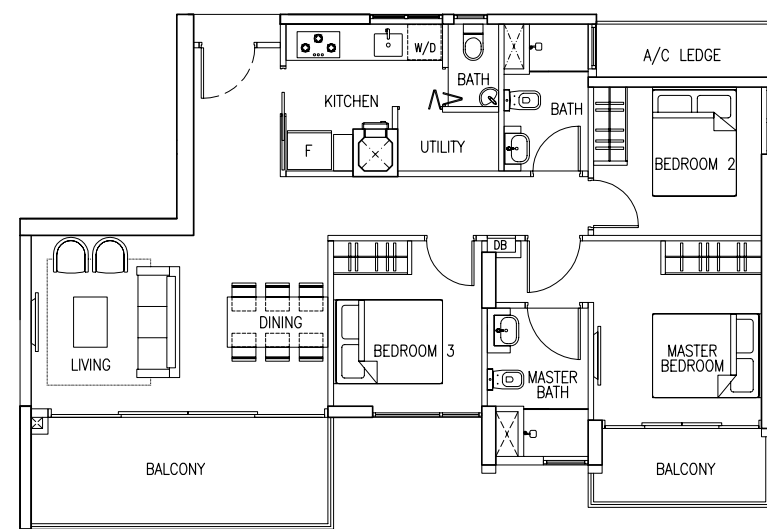
Type 3(S1)

Area : 94 sq m / 1012 sq ft
Unit(s) : #02-27, #02-03



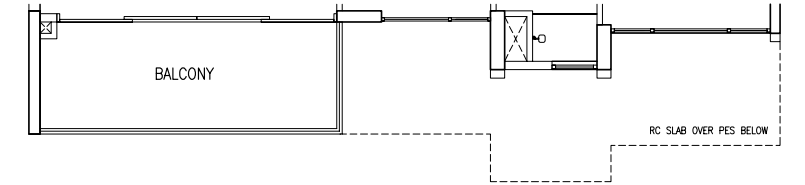
Type 3(S1)B

Area : 99 sq m / 1066 sq ft
Unit(s) : #05-02, #07-02, #09-02, #11-02, #13-02;
#05-06, #07-06, #09-06, #11-06, #13-06



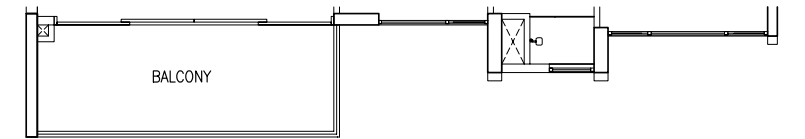
Type 3(S1)A

Area : 94 sq m / 1012 sq ft
Unit(s) : #02-02, #02-06



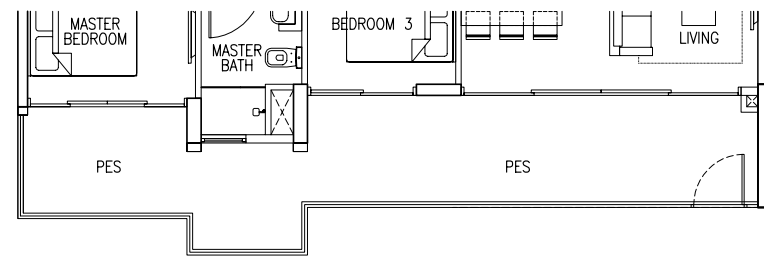
Type 3(S1)A

Area : 94 sq m / 1012 sq ft
Unit(s) : #03-02, #03-06



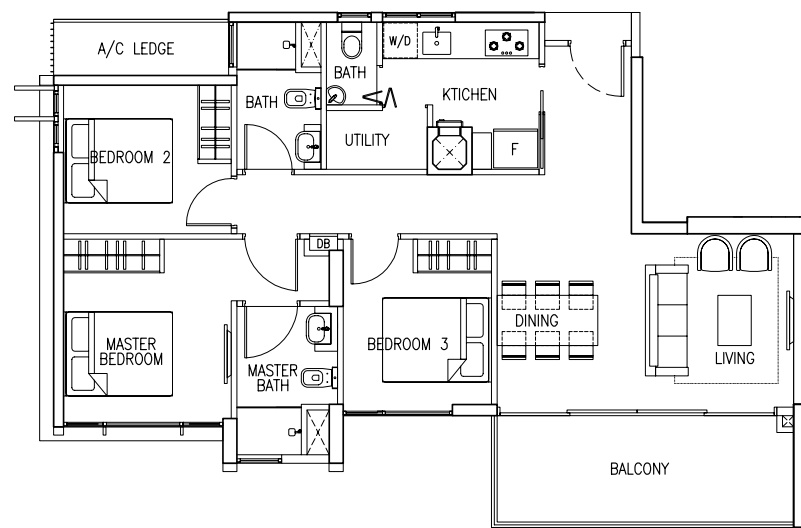
Type 3(S1)P

Area : 110 sq m / 1184 sq ft
Unit(s) : #01-03



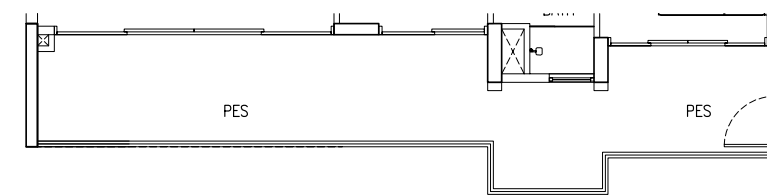
Type 3(S1)E

Area : 94 sq m / 1012 sq ft
Unit(s) : #10-27 to #14-27



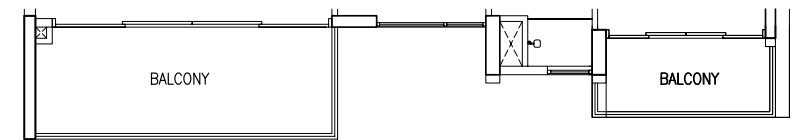
Type 3(S1) P(A)

Area : 110 sq m / 1184 sq ft
Unit(s) : #01-06



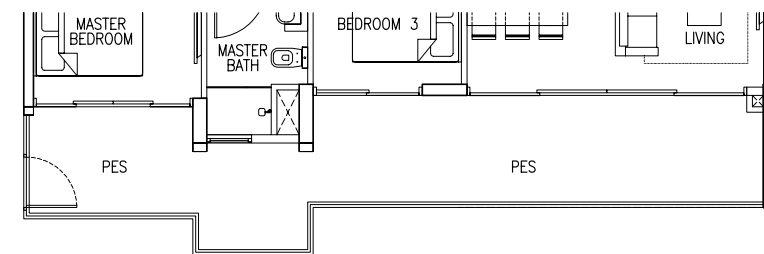
Type 3(S1)Bk

Area : 99 sq m / 1066 sq ft
Unit(s) : #04-02, #06-02, #08-02, #10-02, #12-02;
#04-06, #06-06, #08-06, #10-06, #12-06



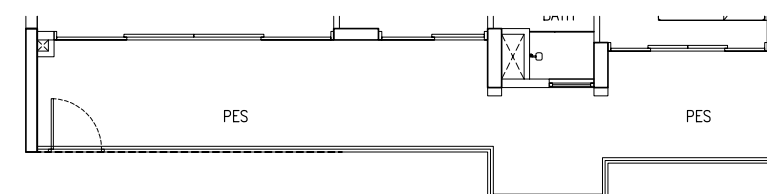
Type 3(S1)P

Area : 110 sq m / 1184 sq ft
Unit(s) : #01-27



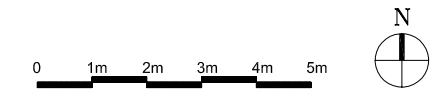
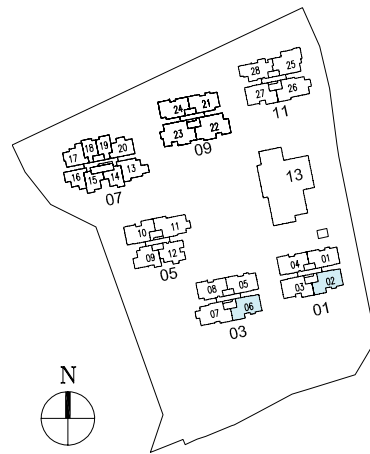
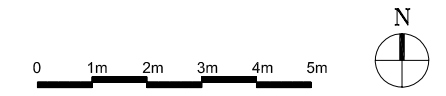
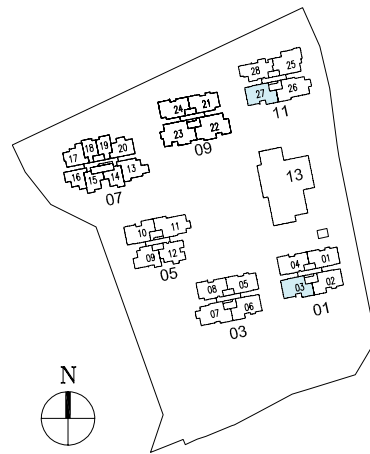
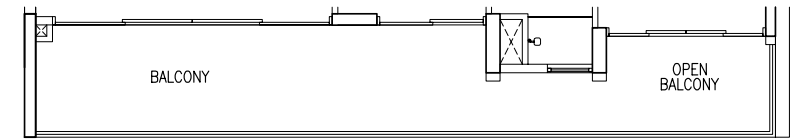
Type 3(S1) P(A)

Area : 110 sq m / 1184 sq ft
Unit(s) : #01-02



Type 3(S1)C

Area : 107 sq m / 1152 sq ft
Unit(s) : #14-02, #14-06



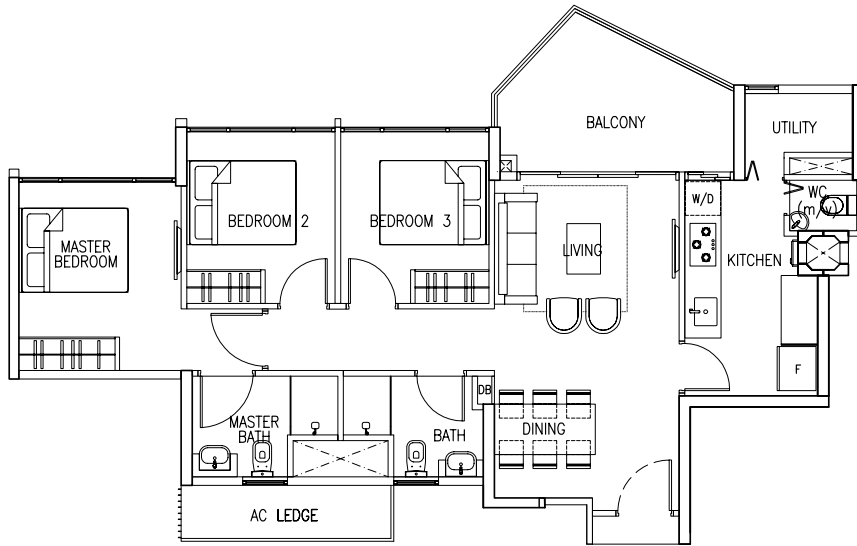
Area includes A/C ledge, balcony, PES, private roof terrace and void (where applicable). Orientations and facings will differ depending on the unit you are purchasing. Please refer to the key plan. All plans are not to scale and are subject to changes as may be approved by the relevant authorities. All floor areas are estimates and are subject to final survey. Visual screens are subject to authority site confirmation.

Area includes A/C ledge, balcony, PES, private roof terrace and void (where applicable). Orientations and facings will differ depending on the unit you are purchasing. Please refer to the key plan. All plans are not to scale and are subject to changes as may be approved by the relevant authorities. All floor areas are estimates and are subject to final survey. Visual screens are subject to authority site confirmation.

3-Bedroom

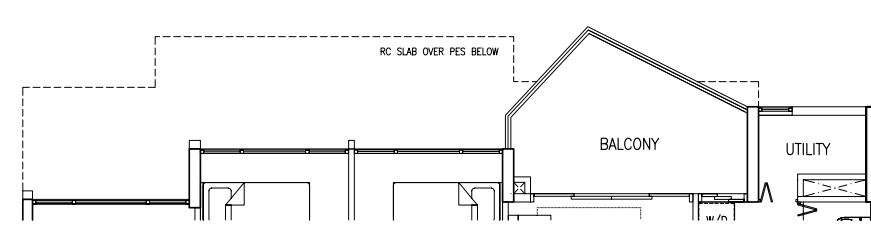
Type 3(S2)

Area : 92 sq m / 990 sq ft
Unit(s) : #03-28 to #09-28



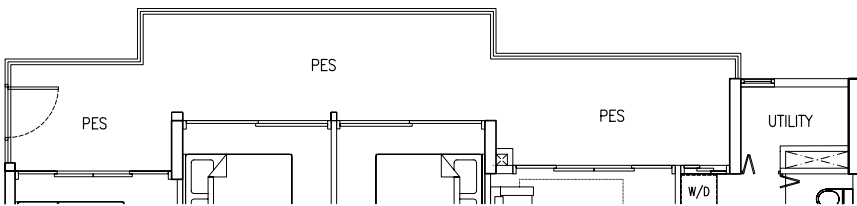
Type 3(S2)

Area : 92 sq m / 990 sq ft
Unit(s) : #02-28



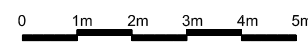
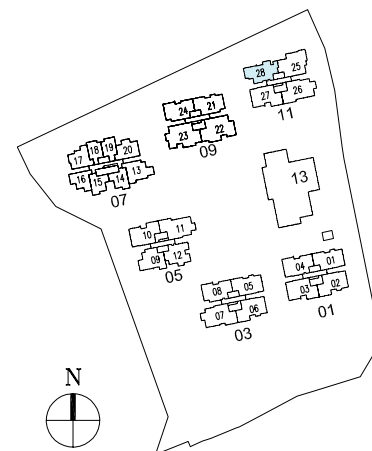
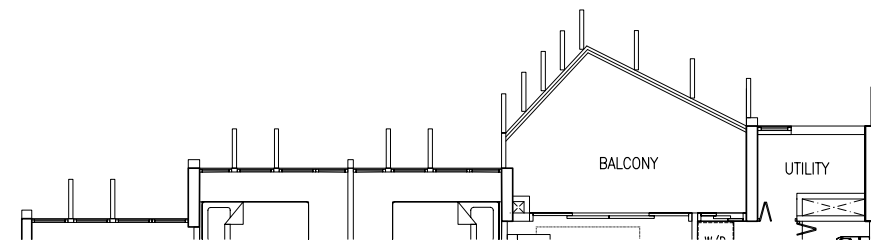
Type 3(S2)P

Area : 109 sq m / 1173 sq ft
Unit(s) : #01-28



Type 3(S2)A

Area : 92 sq m / 990 sq ft
Unit(s) : #10-28 to #14-28

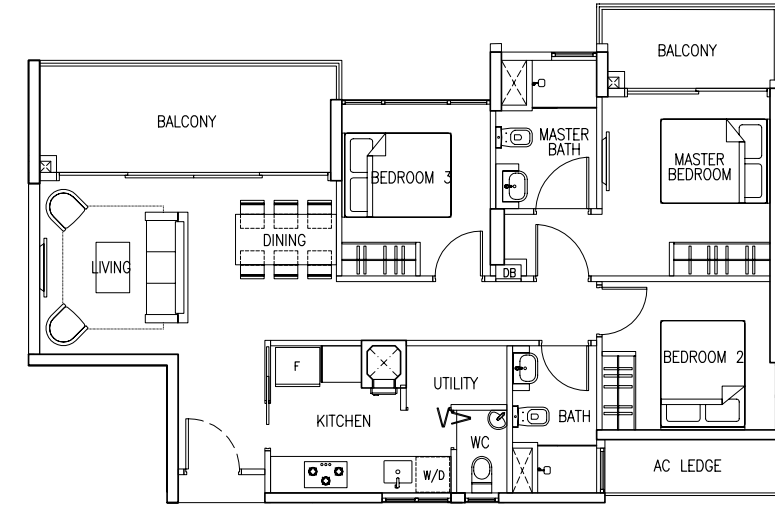


Area includes A/C ledge, balcony, PES, private roof terrace and void (where applicable). Orientations and facings will differ depending on the unit you are purchasing. Please refer to the key plan. All plans are not to scale and are subject to changes as may be approved by the relevant authorities. All floor areas are estimates and are subject to final survey. Visual screens are subject to authority site confirmation.

3-Bedroom

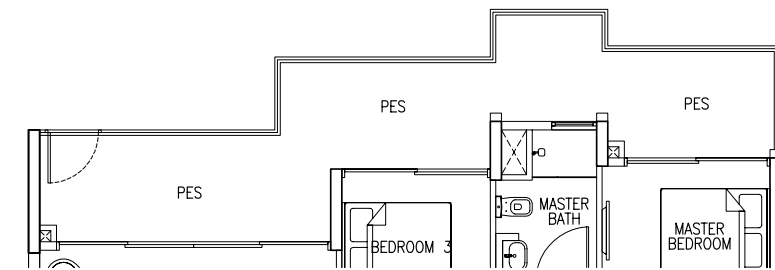
Type 3(S3)A

Area : 97 sq m / 1044 sq ft
Unit(s) : #03-05 to #13-05;
#04-01 to #13-01



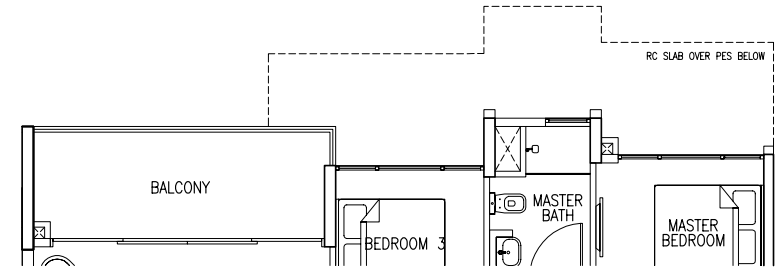
Type 3(S3)P

Area : 109 sq m / 1173 sq ft
Unit(s) : #01-01, #01-05



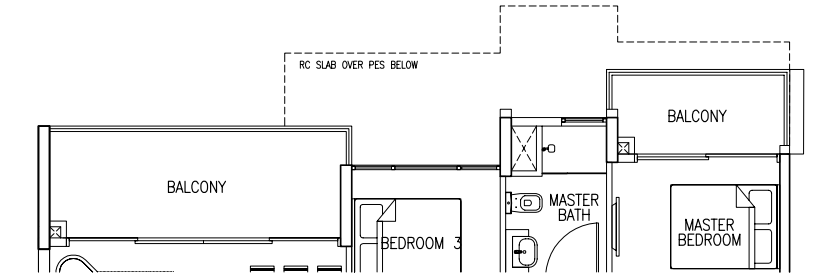
Type 3(S3)

Area : 92 sq m / 990 sq ft
Unit(s) : #02-01



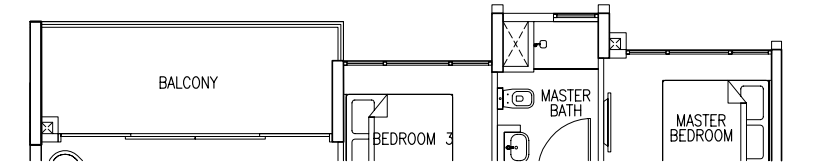
Type 3(S3)A

Area : 97 sq m / 1044 sq ft
Unit(s) : #02-05




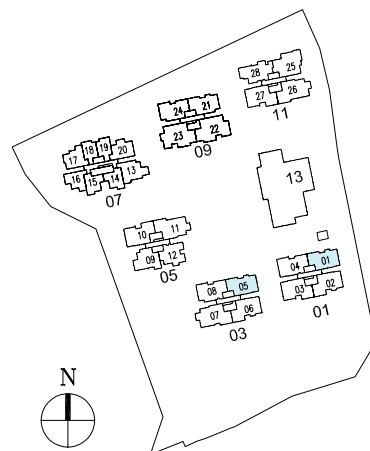
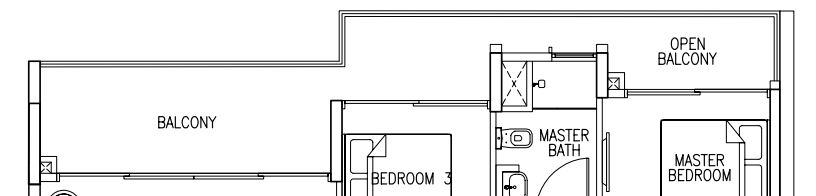
Type 3(S3)

Area : 92 sq m / 990 sq ft
Unit(s) : #03-01



Type 3(S3)B

Area : 102 sq m / 1098 sq ft
Unit(s) : #14-01, #14-05

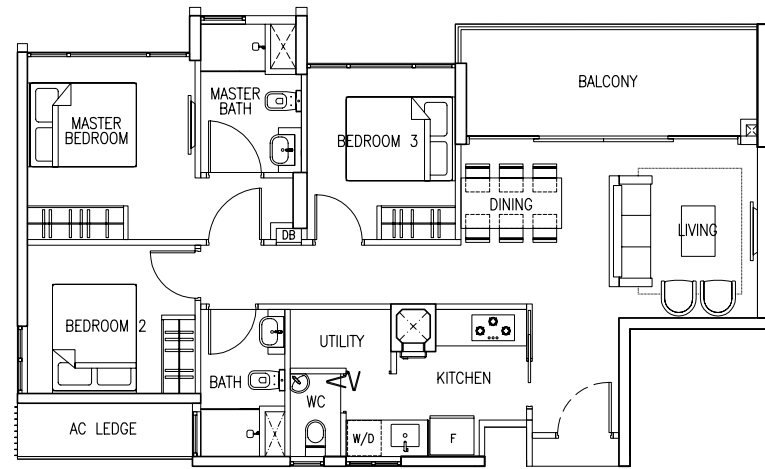


Area includes A/C ledge, balcony, PES, private roof terrace and void (where applicable). Orientations and facings will differ depending on the unit you are purchasing. Please refer to the key plan. All plans are not to scale and are subject to changes as may be approved by the relevant authorities. All floor areas are estimates and are subject to final survey. Visual screens are subject to authority site confirmation.

3-Bedroom

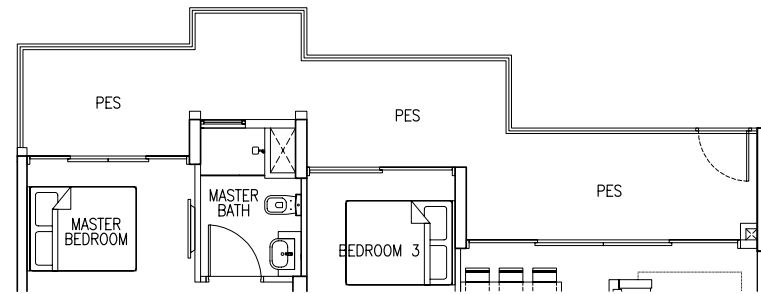
Type 3(S4)

Area : 92 sq m / 990 sq ft
Unit(s) : #03-04 to #14-04



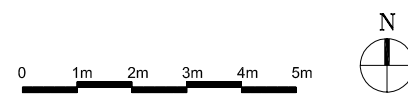
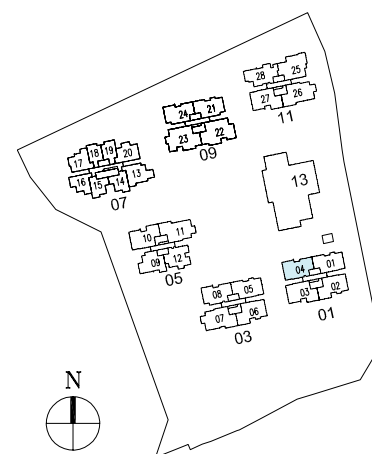
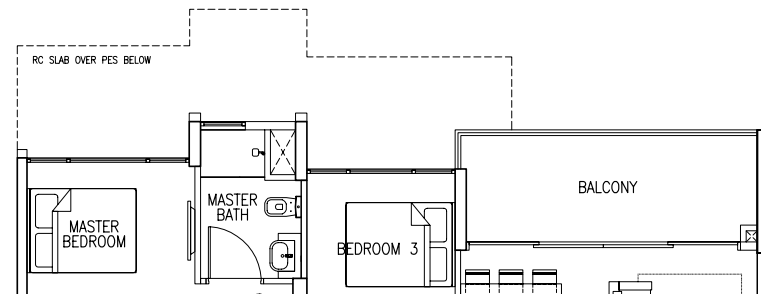
Type 3(S4)P

Area : 109 sq m / 1173 sq ft
Unit(s) : #01-04



Type 3(S4)

Area : 92 sq m / 990 sq ft
Unit(s) : #02-04

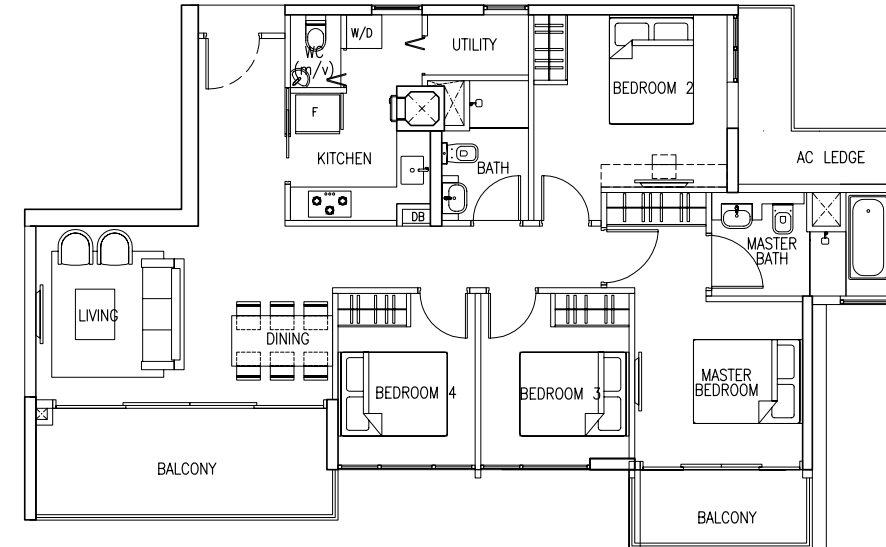


Area includes A/C ledge, balcony, PES, private roof terrace and void (where applicable). Orientations and facings will differ depending on the unit you are purchasing. Please refer to the key plan. All plans are not to scale and are subject to changes as may be approved by the relevant authorities. All floor areas are estimates and are subject to final survey. Visual screens are subject to authority site confirmation.

4-Bedroom

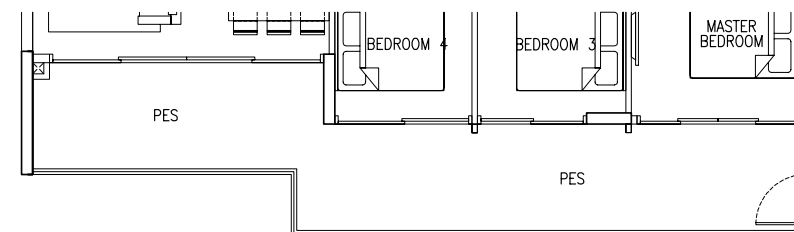
Type 4(C1)Ak

Area : 116 sq m / 1249 sq ft
Unit(s) : #04-26, #06-26, #08-26, #10-26, #12-26



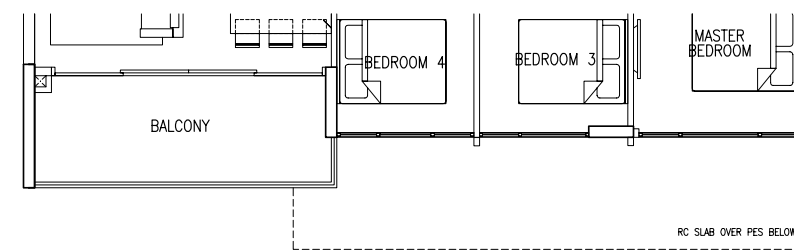
Type 4(C1)P

Area : 129 sq m / 1389 sq ft
Unit(s) : #01-26



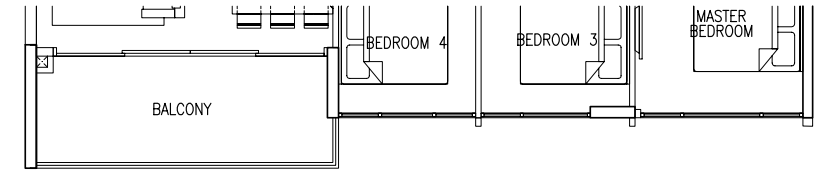
Type 4(C1)

Area : 111 sq m / 1195 sq ft
Unit(s) : #02-26



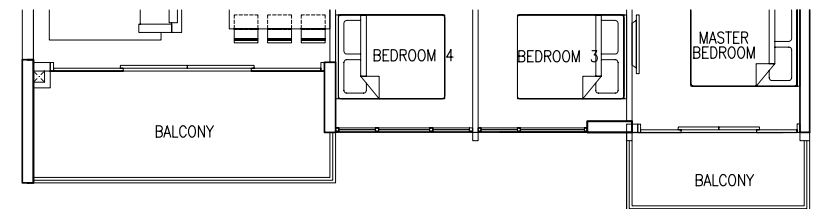
Type 4(C1)

Area : 111 sq m / 1195 sq ft
Unit(s) : #03-26



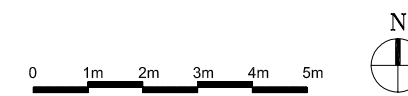
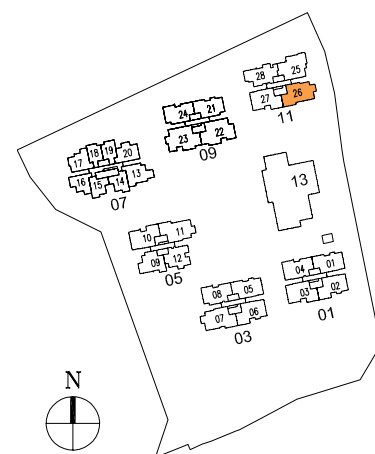
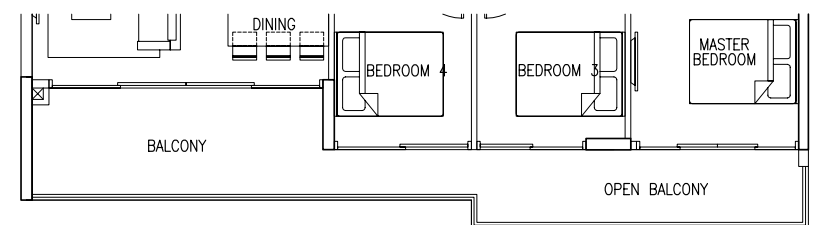
Type 4(C1)A

Area : 116 sq m / 1249 sq ft
Unit(s) : #05-26, #07-26, #09-26, #11-26, #13-26



Type 4(C1)B

Area : 121 sq m / 1302 sq ft
Unit(s) : #14-26



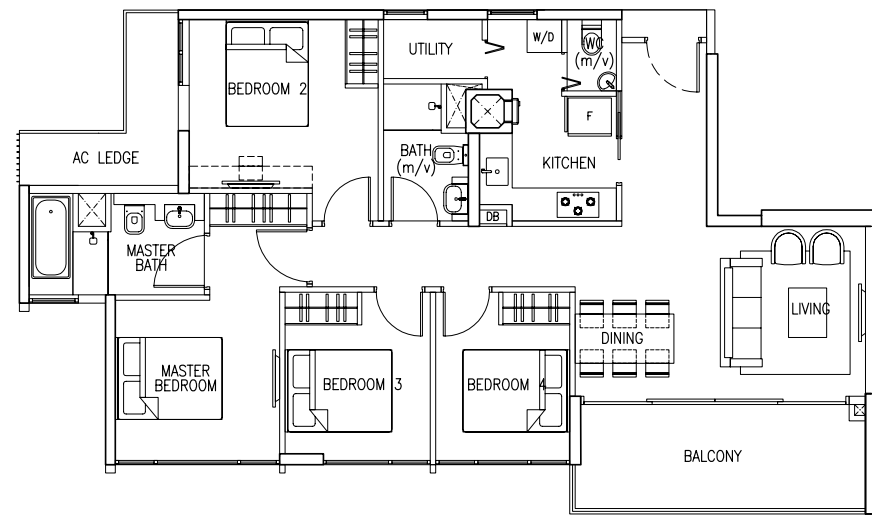
Area includes A/C ledge, balcony, PES, private roof terrace and void (where applicable). Orientations and facings will differ depending on the unit you are purchasing. Please refer to the key plan. All plans are not to scale and are subject to changes as may be approved by the relevant authorities. All floor areas are estimates and are subject to final survey. Visual screens are subject to authority site confirmation.

4-Bedroom

4-Bedroom

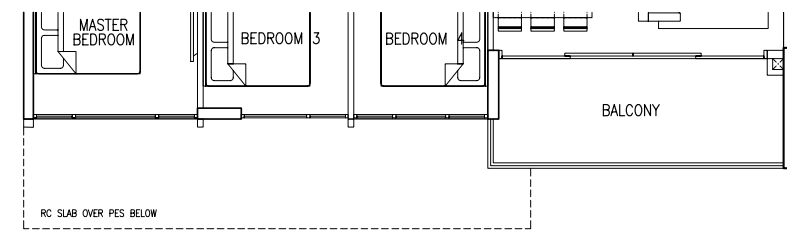
Type 4(C1)C

Area : 111 sq m / 1195 sq ft
Unit(s) : #03-07 to #09-07



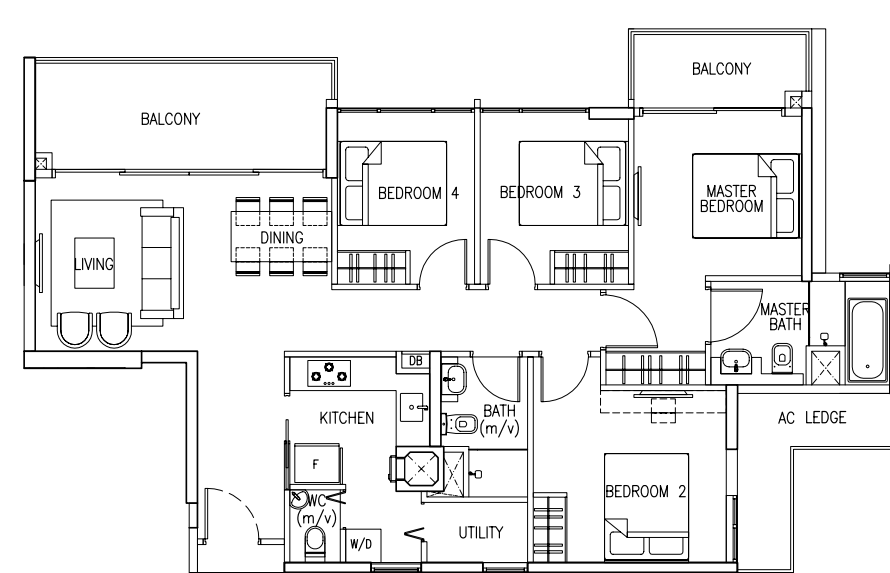
Type 4(C1)C

Area : 111 sq m / 1195 sq ft
Unit(s) : #02-07



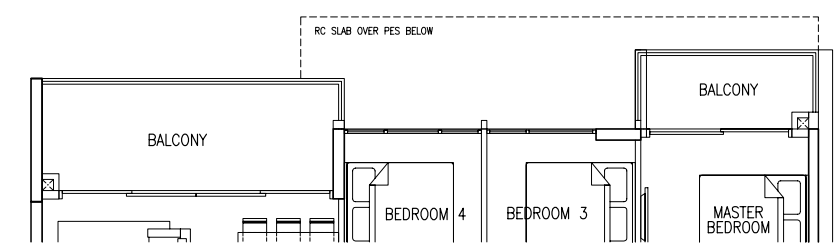
Type 4(C1)E

Area : 116 sq m / 1249 sq ft
Unit(s) : #03-11, #05-11, #07-11, #09-11, #11-11, #13-11



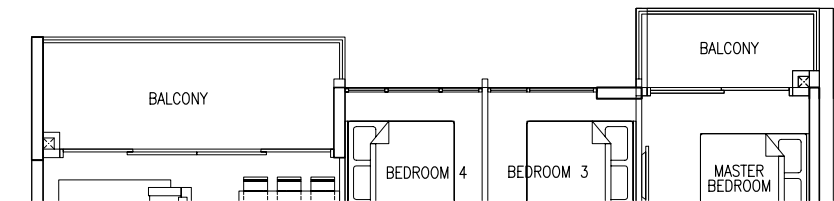
Type 4(C1)Ek

Area : 116 sq m / 1249 sq ft
Unit(s) : #02-11



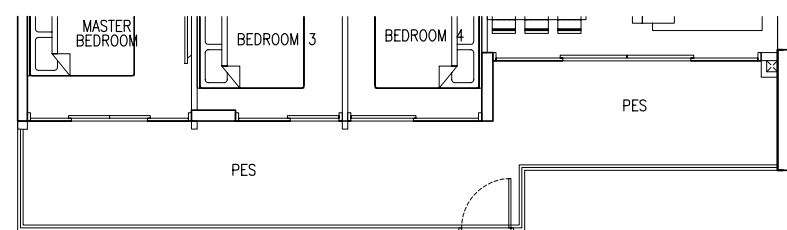
Type 4(C1)Ek

Area : 116 sq m / 1249 sq ft
Unit(s) : #04-11, #06-11, #08-11, #10-11, #12-11



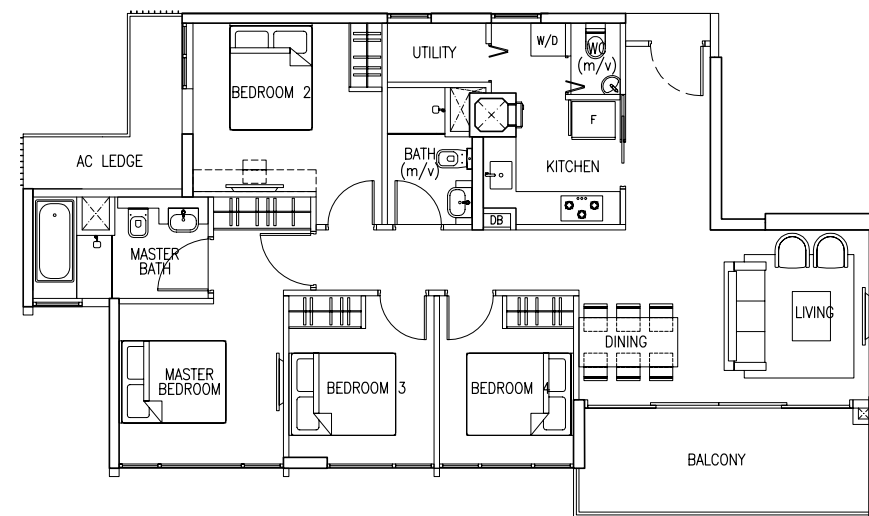
Type 4(C1)P (A)

Area : 129 sq m / 1389 sq ft
Unit(s) : #01-07



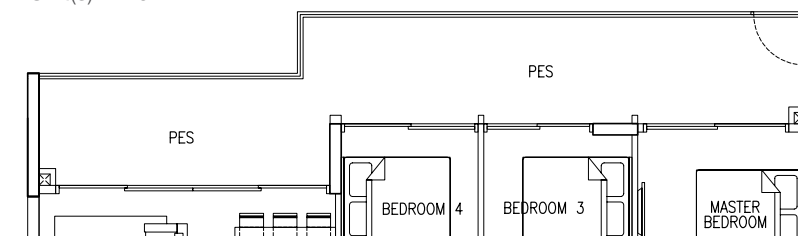
Type 4(C1)C

Area : 111 sq m / 1195 sq ft
Unit(s) : #10-07 to #14-07



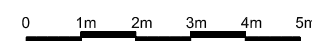
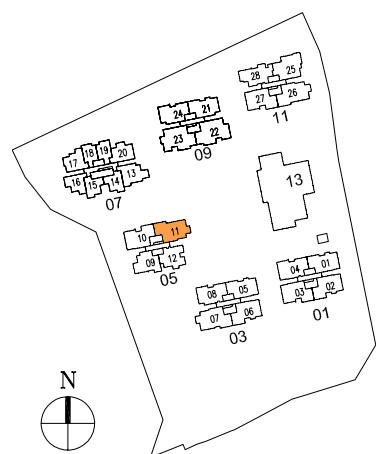

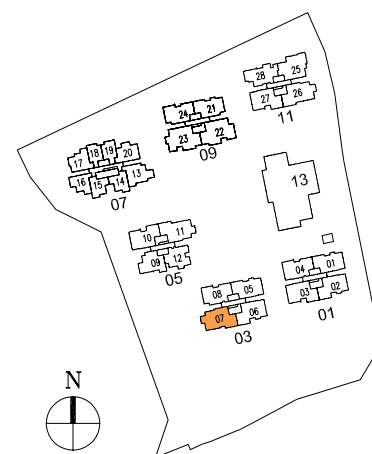
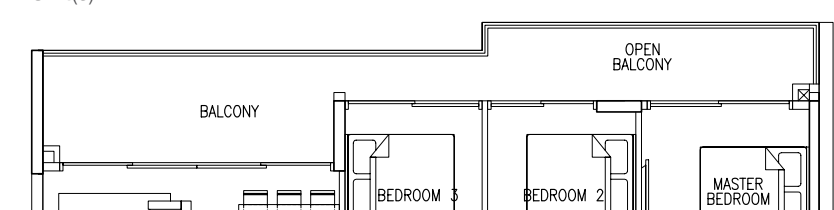
Type 4(C1)P (B)

Area : 129 sq m / 1389 sq ft
Unit(s) : #01-11



Type 4(C1)D

Area : 121 sq m / 1302 sq ft
Unit(s) : #14-11



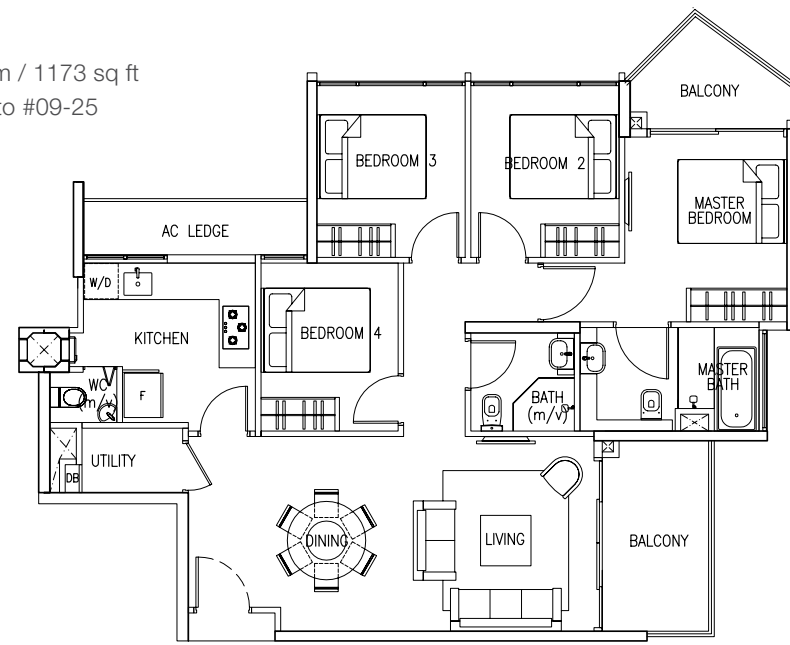
Area includes A/C ledge, balcony, PES, private roof terrace and void (where applicable). Orientations and facings will differ depending on the unit you are purchasing. Please refer to the key plan. All plans are not to scale and are subject to changes as may be approved by the relevant authorities. All floor areas are estimates and are subject to final survey. Visual screens are subject to authority site confirmation.

Area includes A/C ledge, balcony, PES, private roof terrace and void (where applicable). Orientations and facings will differ depending on the unit you are purchasing. Please refer to the key plan. All plans are not to scale and are subject to changes as may be approved by the relevant authorities. All floor areas are estimates and are subject to final survey. Visual screens are subject to authority site confirmation.

4-Bedroom

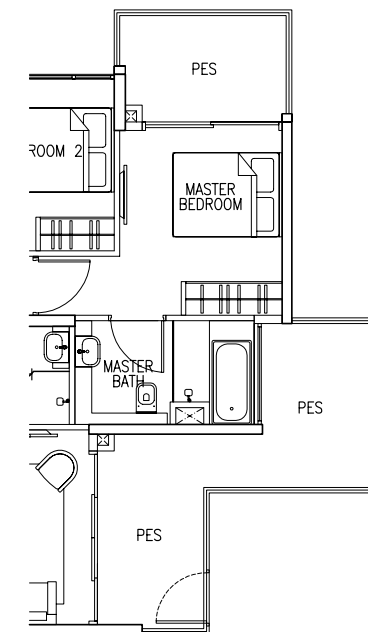
Type 4(C2)A

Area : 109 sq m / 1173 sq ft
Unit(s) : #04-25 to #09-25



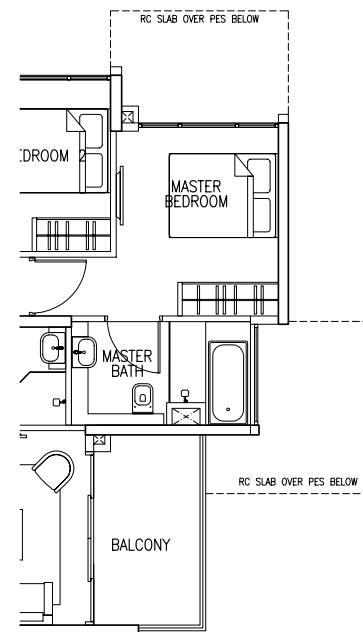
Type 4(C2)P

Area : 117 sq m / 1259 sq ft
Unit(s) : #01-25



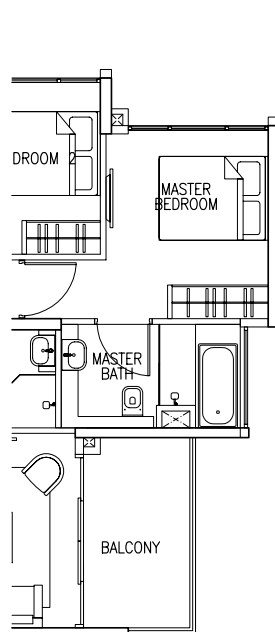
Type 4(C2)

Area : 104 sq m / 1119 sq ft
Unit(s) : #02-25



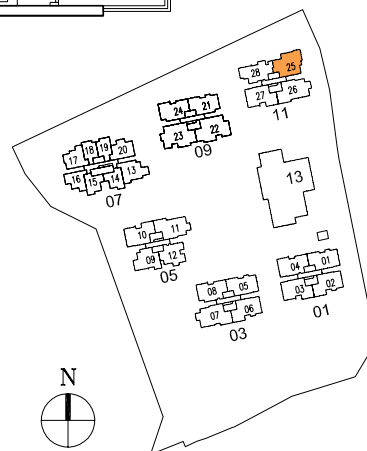
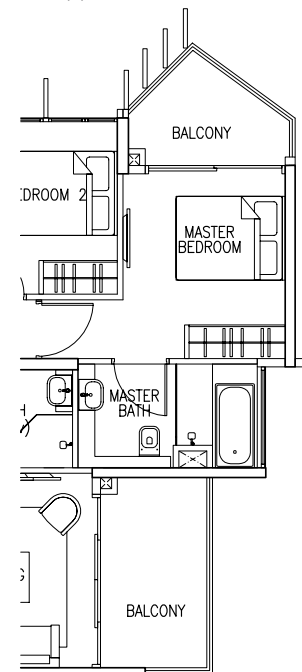
Type 4(C2)

Area : 104 sq m / 1119 sq ft
Unit(s) : #03-25



Type 4(C2)B

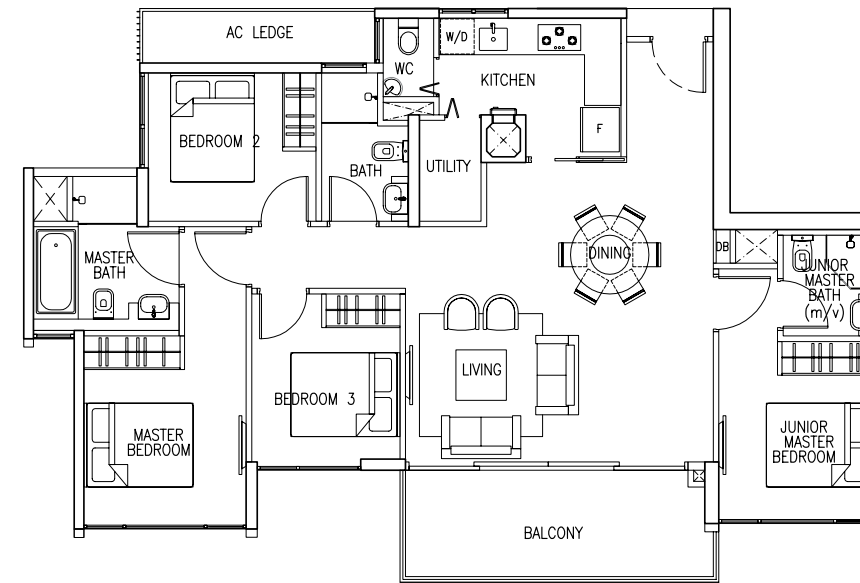
Area : 109 sq m / 1173 sq ft
Unit(s) : #10-25 to #14-25



4-Bedroom

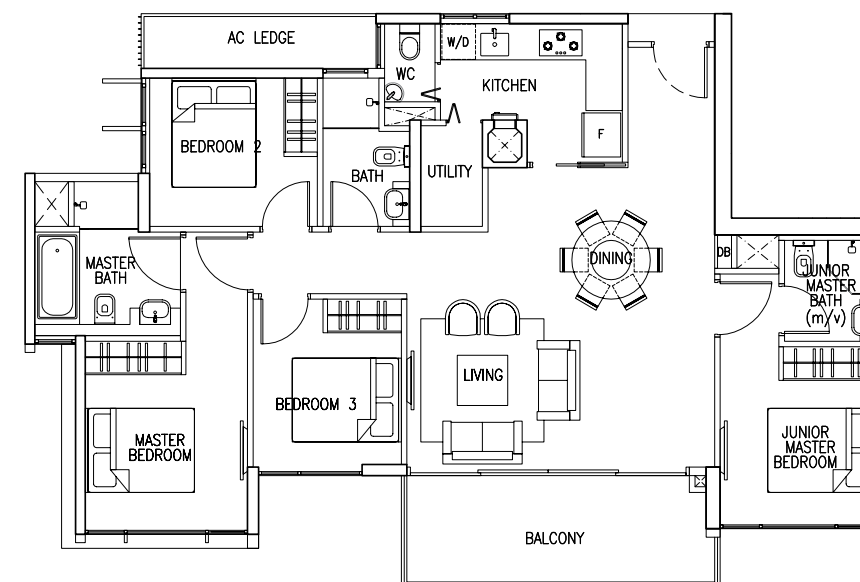
Type 4(S1)A

Area : 120 sq m / 1292 sq ft
Unit(s) : #03-23 to #09-23



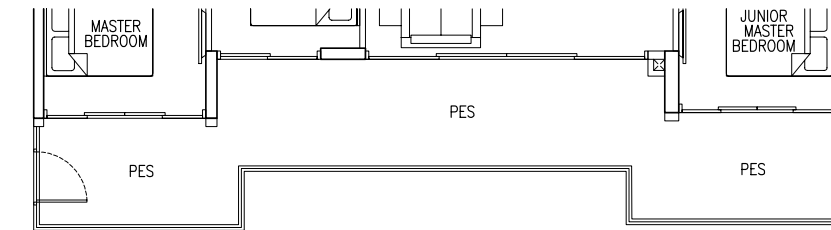
Type 4(S1)C

Area : 120 sq m / 1292 sq ft
Unit(s) : #10-23 to #14-23



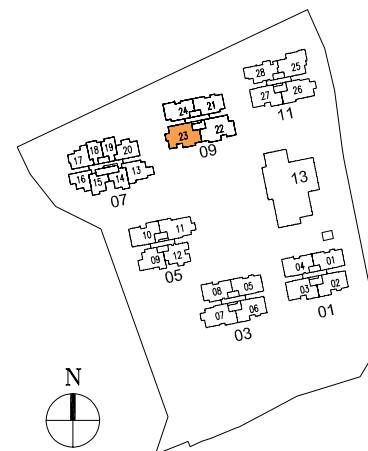
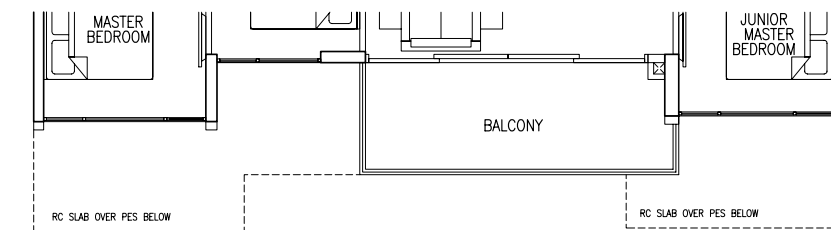
Type 4(S1)P(A)

Area : 139 sq m / 1496 sq ft
Unit(s) : #01-23



Type 4(S1)A

Area : 120 sq m / 1292 sq ft
Unit(s) : #02-23



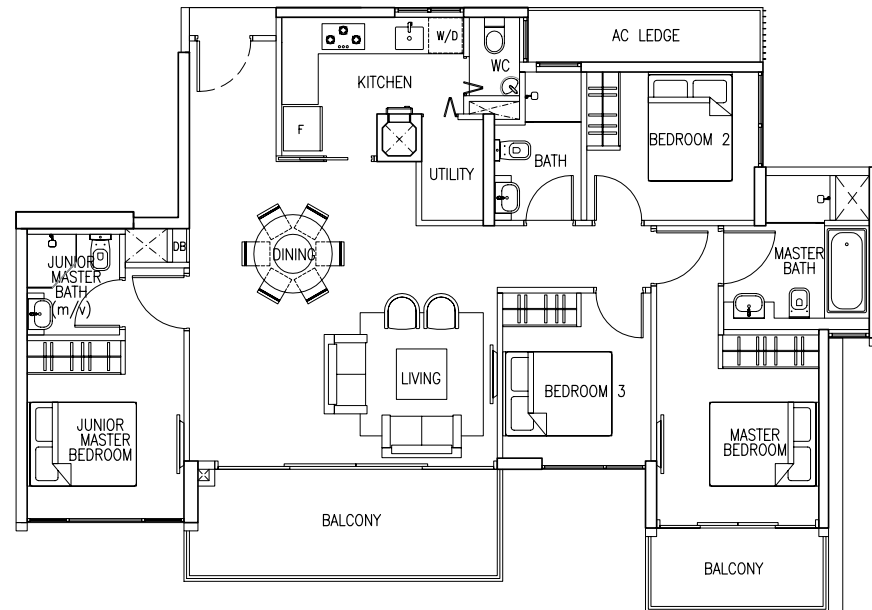
Area includes A/C ledge, balcony, PES, private roof terrace and void (where applicable). Orientations and facings will differ depending on the unit you are purchasing. Please refer to the key plan. All plans are not to scale and are subject to changes as may be approved by the relevant authorities. All floor areas are estimates and are subject to final survey. Visual screens are subject to authority site confirmation.

Area includes A/C ledge, balcony, PES, private roof terrace and void (where applicable). Orientations and facings will differ depending on the unit you are purchasing. Please refer to the key plan. All plans are not to scale and are subject to changes as may be approved by the relevant authorities. All floor areas are estimates and are subject to final survey. Visual screens are subject to authority site confirmation.

4-Bedroom

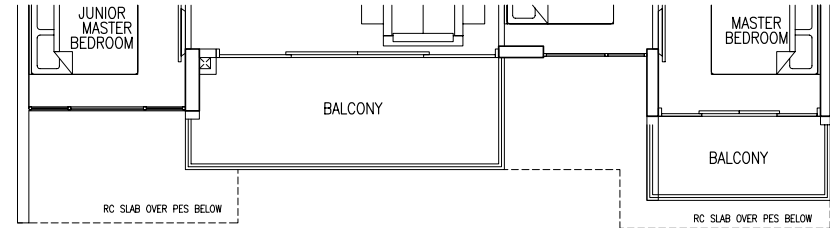
Type 4(S1)

Area : 125 sq m / 1346 sq ft
 Unit(s) : #03-22, #05-22, #07-22, #09-22, #11-22, #13-22



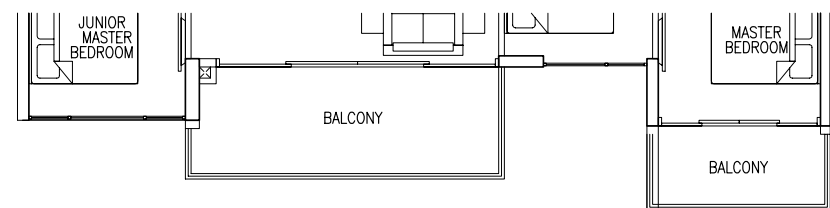
Type 4(S1)k

Area : 125 sq m / 1346 sq ft
 Unit(s) : #02-22



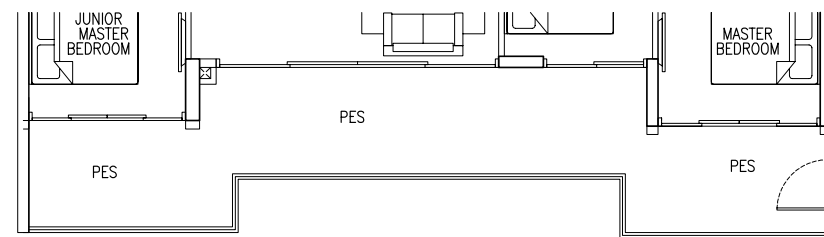
Type 4(S1)k

Area : 125 sq m / 1346 sq ft
 Unit(s) : #04-22, #06-22, #08-22, #10-22, #12-22



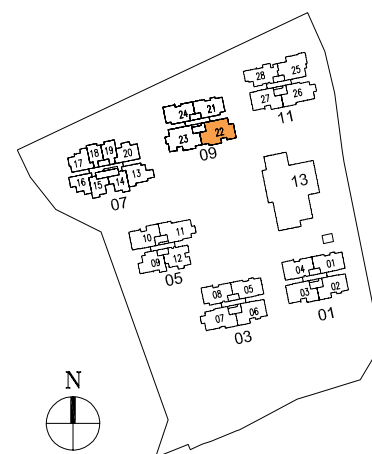
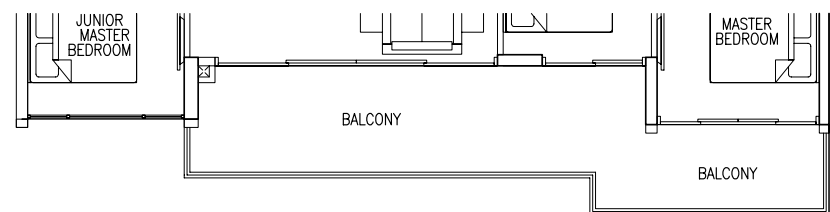
Type 4(S1)P

Area : 139 sq m / 1496 sq ft
 Unit(s) : #01-22



Type 4(S1)B

Area : 131 sq m / 1410 sq ft
 Unit(s) : #14-22

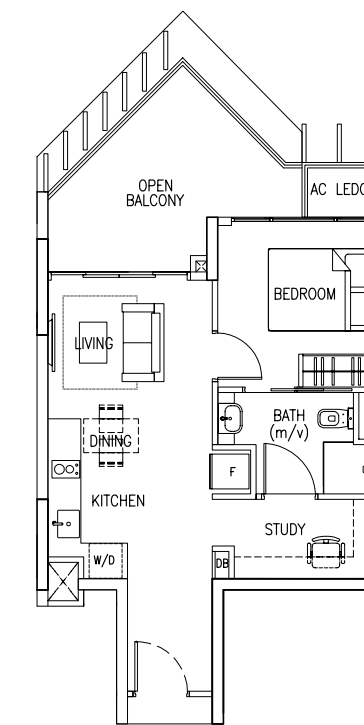


Area includes A/C ledge, balcony, PES, private roof terrace and void (where applicable). Orientations and facings will differ depending on the unit you are purchasing. Please refer to the key plan. All plans are not to scale and are subject to changes as may be approved by the relevant authorities. All floor areas are estimates and are subject to final survey. Visual screens are subject to authority site confirmation.

1-Bedroom Penthouse

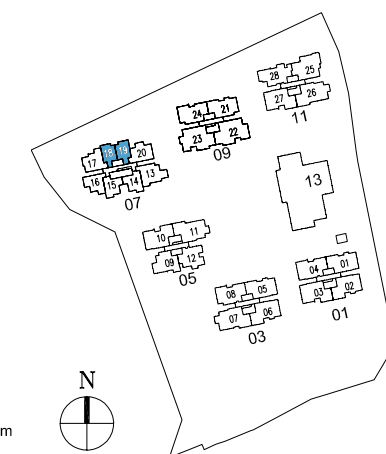
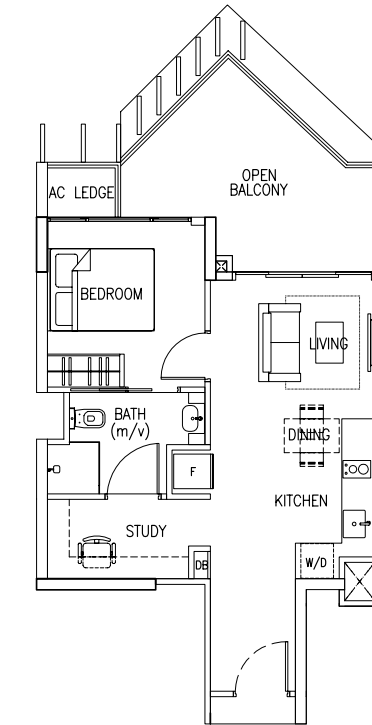
Type 1+1 PH(A)

Area : 55 sq m / 592 sq ft
 Unit(s) : #15-18



Type 1+1 PH

Area : 55 sq m / 592 sq ft
 Unit(s) : #15-19

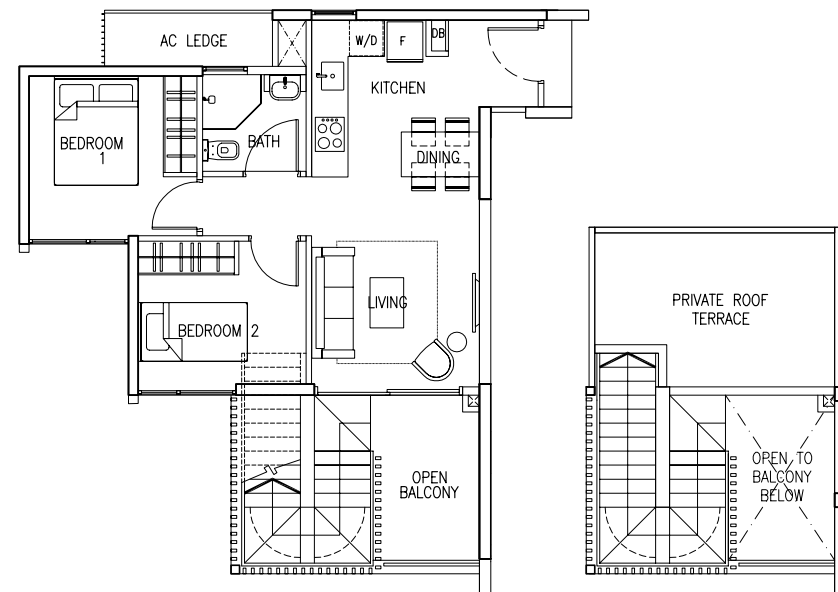


Area includes A/C ledge, balcony, PES, private roof terrace and void (where applicable). Orientations and facings will differ depending on the unit you are purchasing. Please refer to the key plan. All plans are not to scale and are subject to changes as may be approved by the relevant authorities. All floor areas are estimates and are subject to final survey. Visual screens are subject to authority site confirmation.

2-Bedroom Penthouse

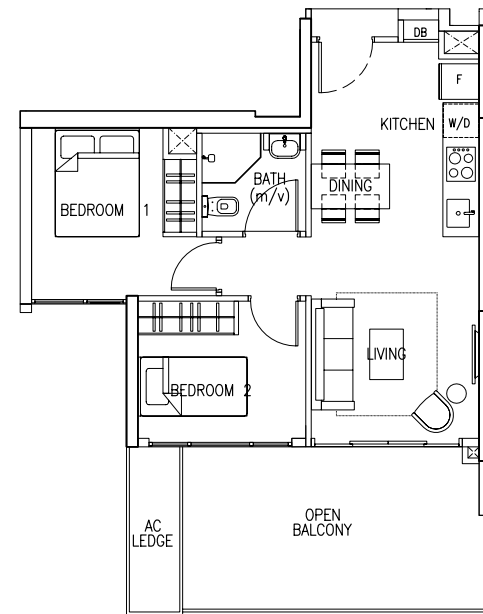
Type 2(C1)PH

Area : 77 sq m / 829 sq ft
Unit(s) : #15-16



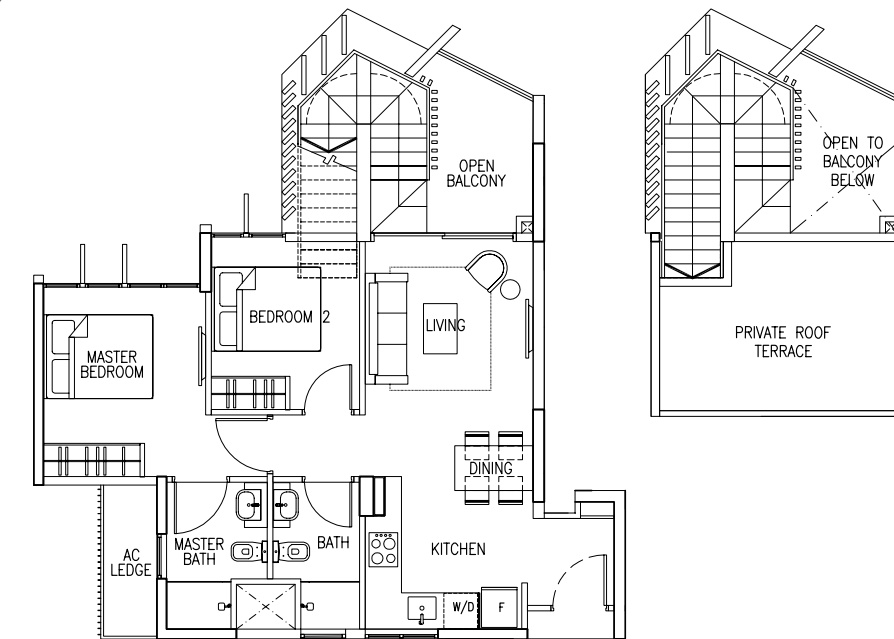
Type 2(C2)PH (A)

Area : 67 sq m / 721 sq ft
Unit(s) : #15-14



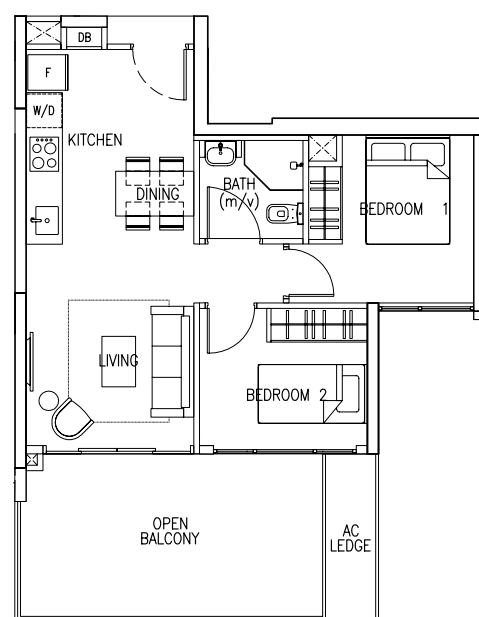
Type 2(S1)PH

Area : 87 sq m / 936 sq ft
Unit(s) : #15-17



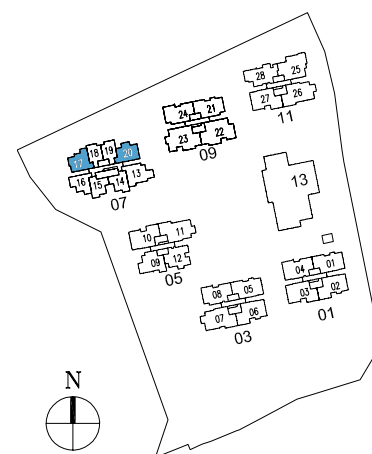
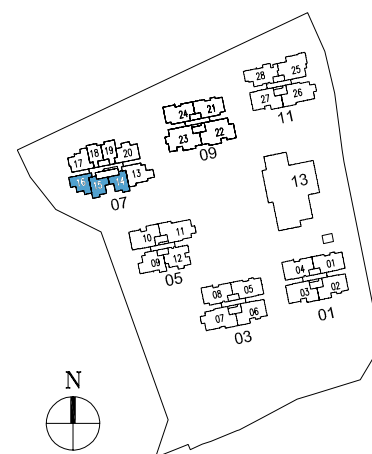
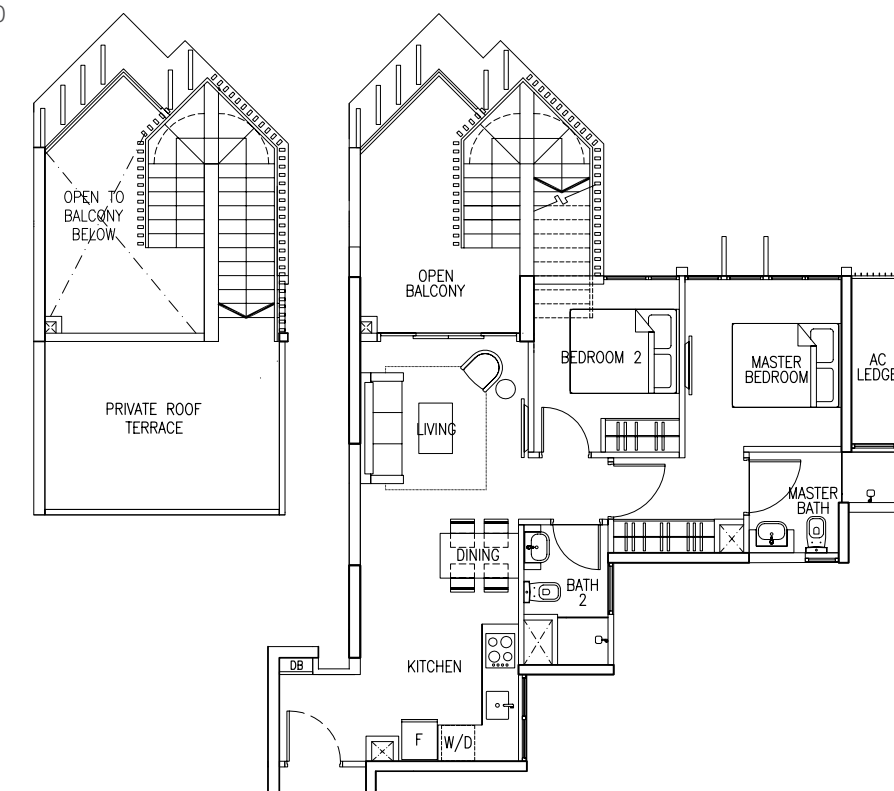
Type 2(C2)PH

Area : 67 sq m / 721 sq ft
Unit(s) : #15-15



Type 2(S2)PH

Area : 93 sq m / 1001 sq ft
Unit(s) : #15-20



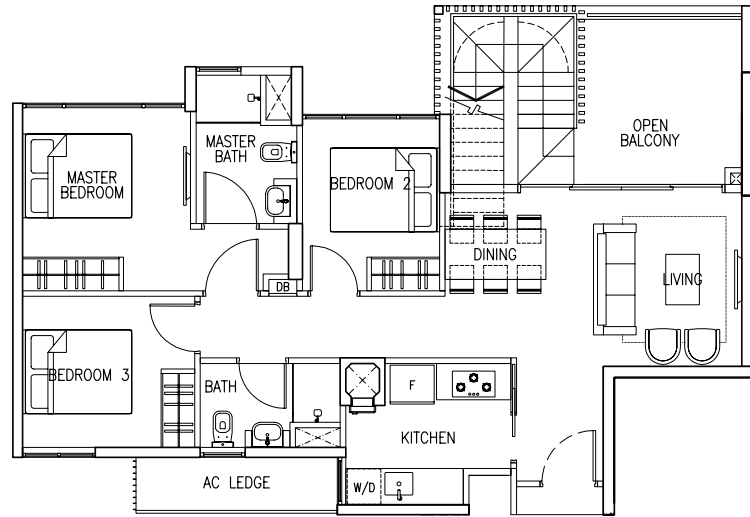
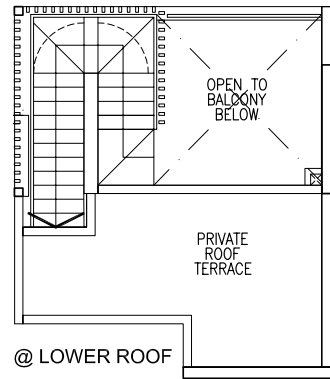
Area includes A/C ledge, balcony, PES, private roof terrace and void (where applicable). Orientations and facings will differ depending on the unit you are purchasing. Please refer to the key plan. All plans are not to scale and are subject to changes as may be approved by the relevant authorities. All floor areas are estimates and are subject to final survey. Visual screens are subject to authority site confirmation.

Area includes A/C ledge, balcony, PES, private roof terrace and void (where applicable). Orientations and facings will differ depending on the unit you are purchasing. Please refer to the key plan. All plans are not to scale and are subject to changes as may be approved by the relevant authorities. All floor areas are estimates and are subject to final survey. Visual screens are subject to authority site confirmation.

3-Bedroom Penthouse

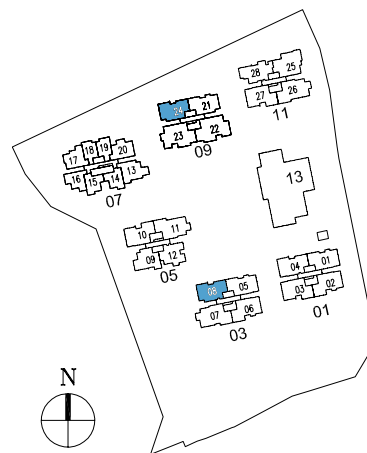
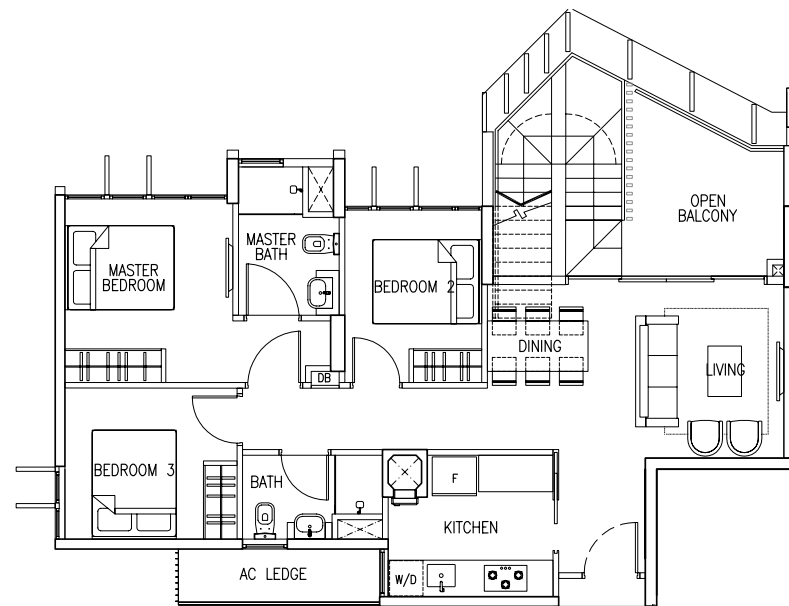
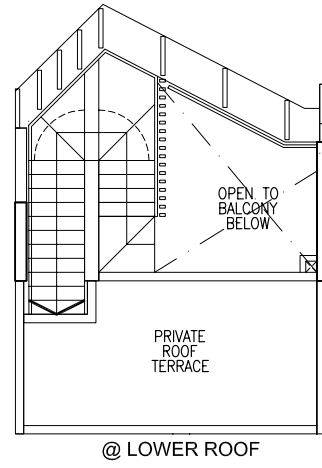
Type 3(C1)PH

Area : 109 sq m / 1173 sq ft
Unit(s) : #15-08



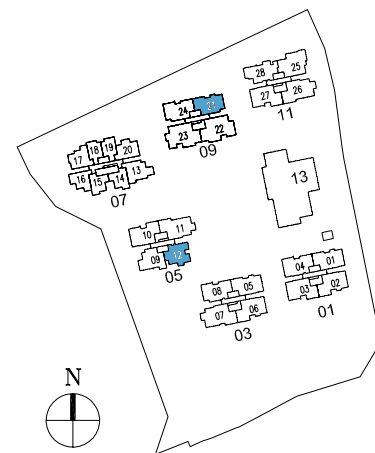
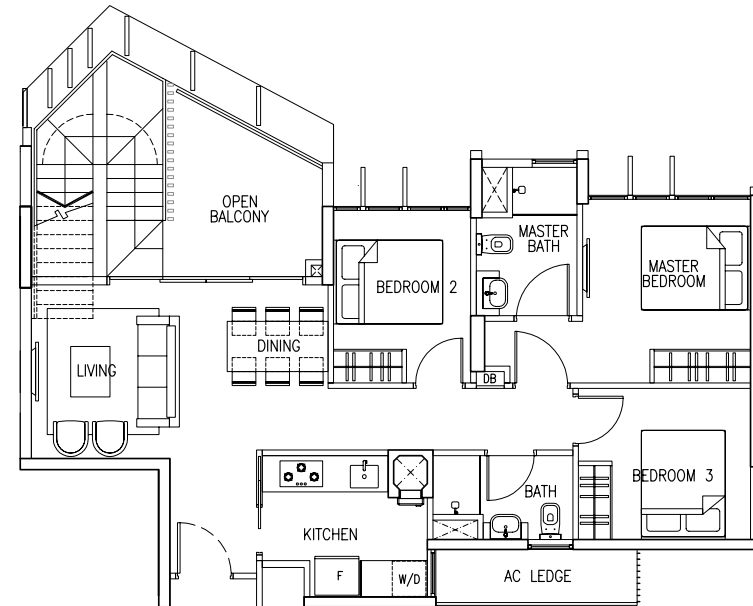
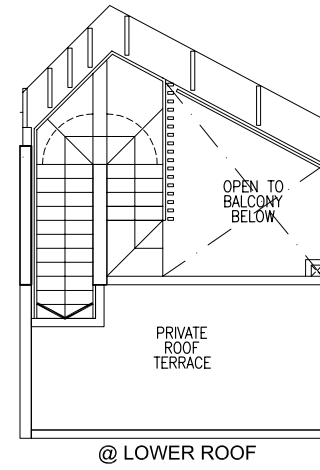
Type 3(C1)PH (A)

Area : 108 sq m / 1163 sq ft
Unit(s) : #15-24



Type 3(C2)PH

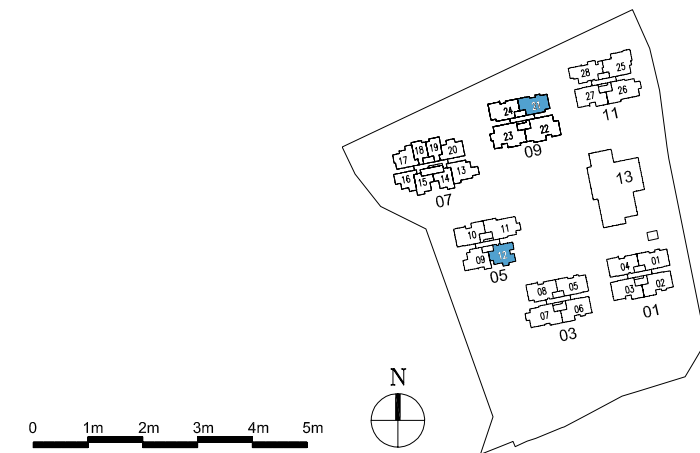
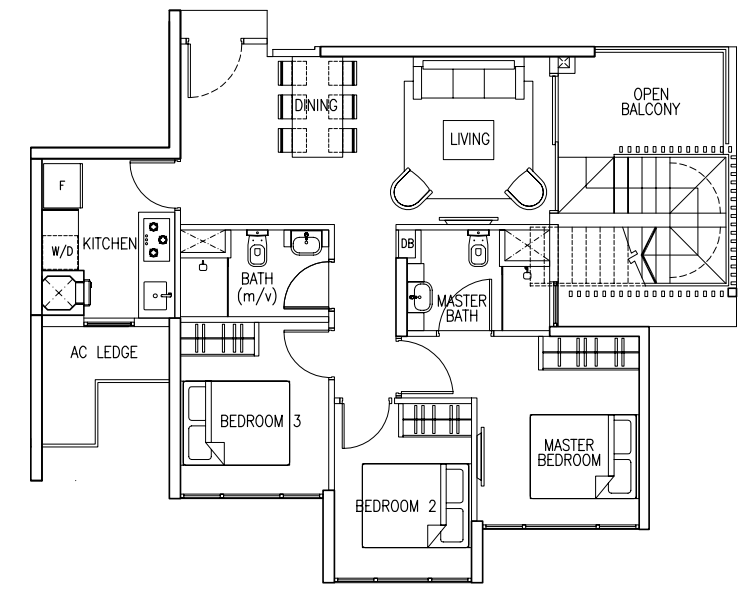
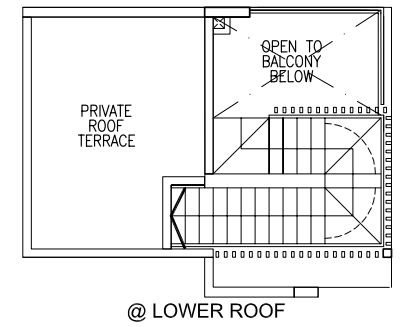
Area : 108 sq m / 1163 sq ft
Unit(s) : #15-21



3-Bedroom Penthouse

Type 3(C3)PH

Area : 102 sq m / 1098 sq ft
Unit(s) : #15-12



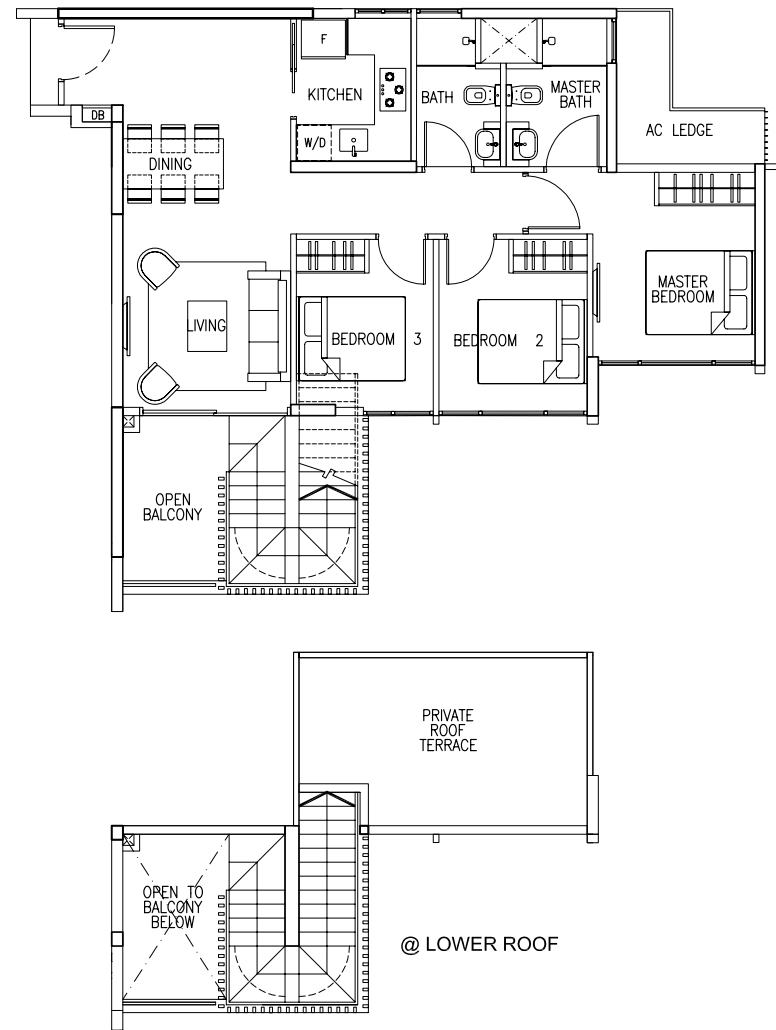
Area includes A/C ledge, balcony, PES, private roof terrace and void (where applicable). Orientations and facings will differ depending on the unit you are purchasing. Please refer to the key plan. All plans are not to scale and are subject to changes as may be approved by the relevant authorities. All floor areas are estimates and are subject to final survey. Visual screens are subject to authority site confirmation.

Area includes A/C ledge, balcony, PES, private roof terrace and void (where applicable). Orientations and facings will differ depending on the unit you are purchasing. Please refer to the key plan. All plans are not to scale and are subject to changes as may be approved by the relevant authorities. All floor areas are estimates and are subject to final survey. Visual screens are subject to authority site confirmation.

3-Bedroom Penthouse

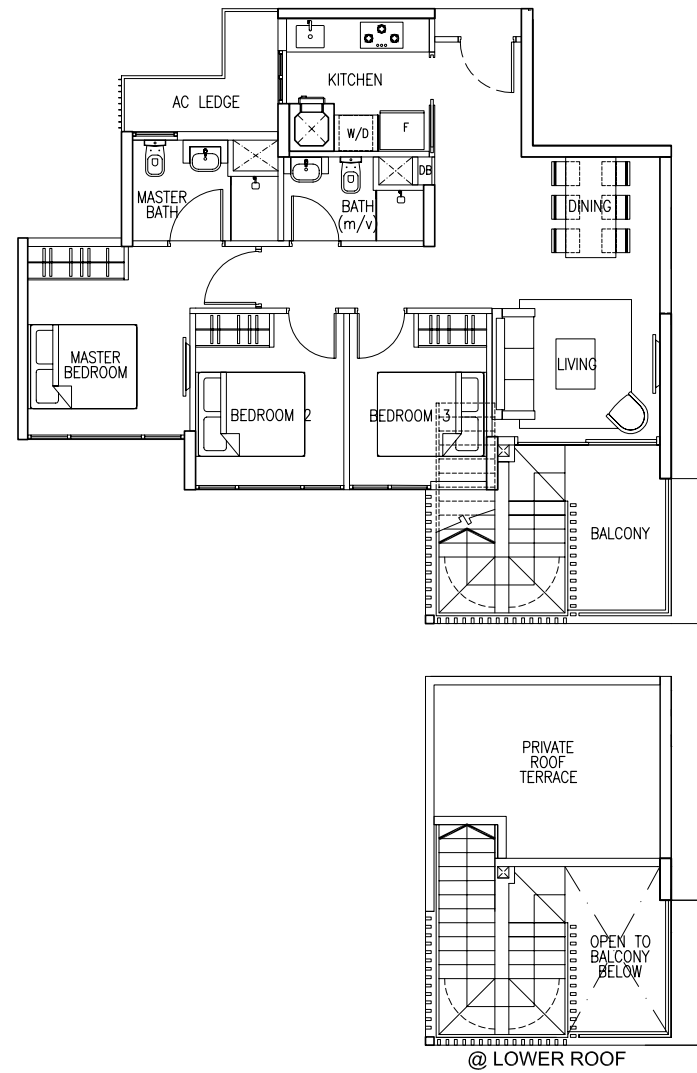
Type 3(C4)PH

Area : 108 sq m / 1163 sq ft
Unit(s) : #15-13



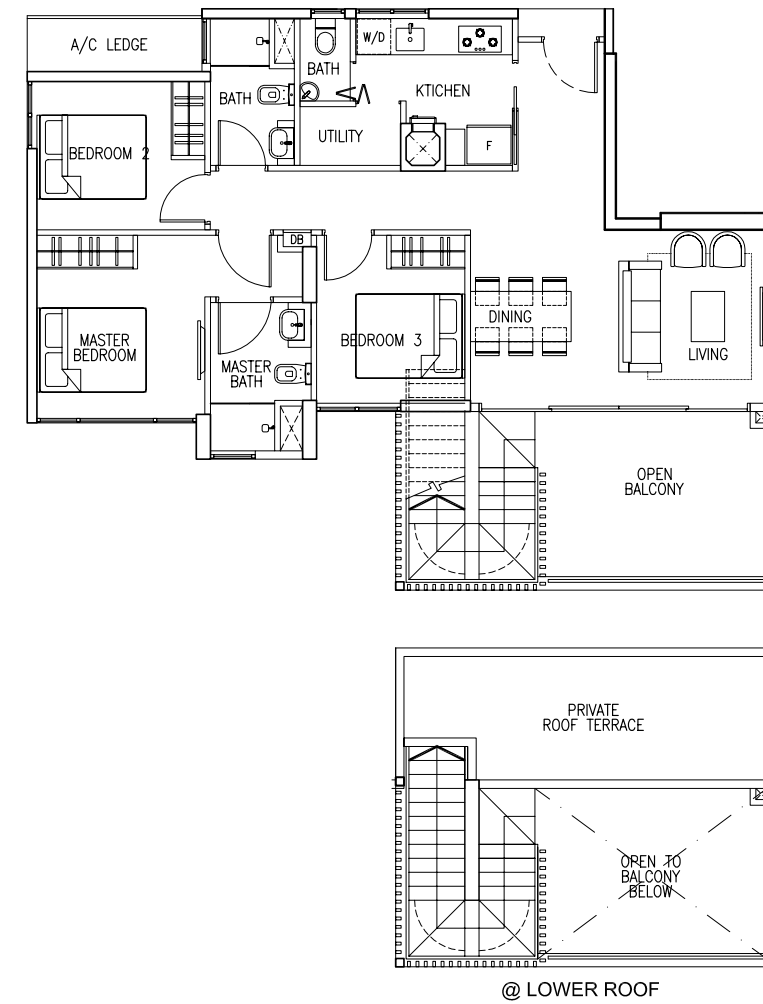
Type 3(C5)PH

Area : 101 sq m / 1087 sq ft
Unit(s) : #15-09



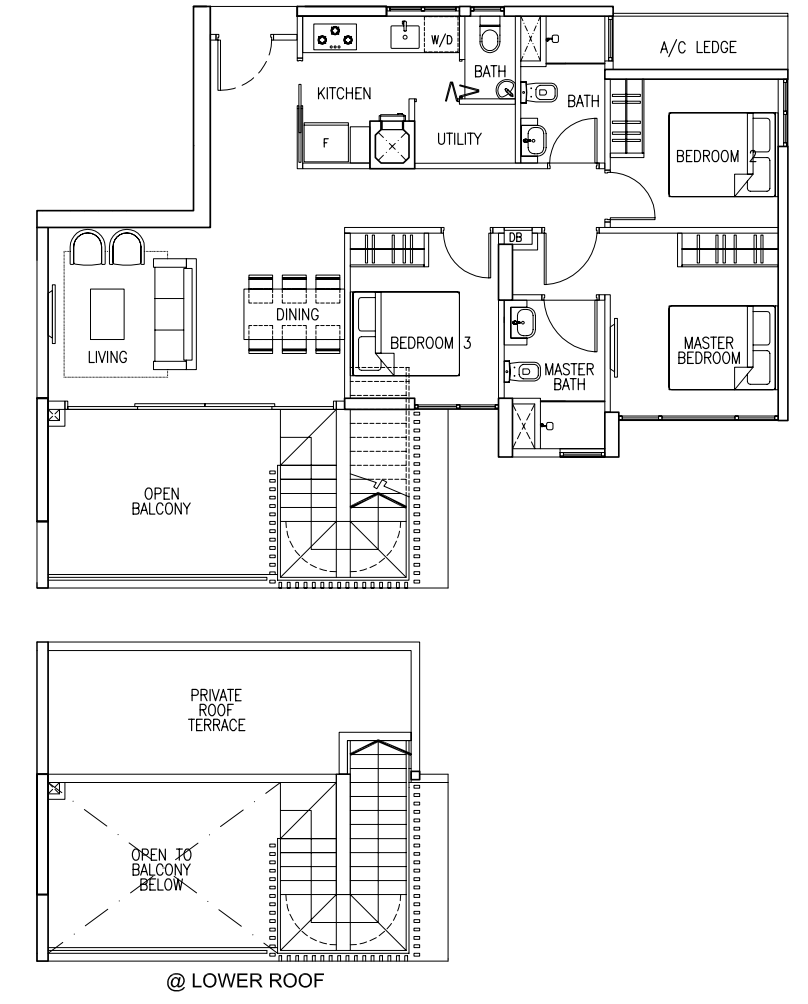
Type 3(S1)PH

Area : 120 sq m / 1292 sq ft Unit(s) : #15-03



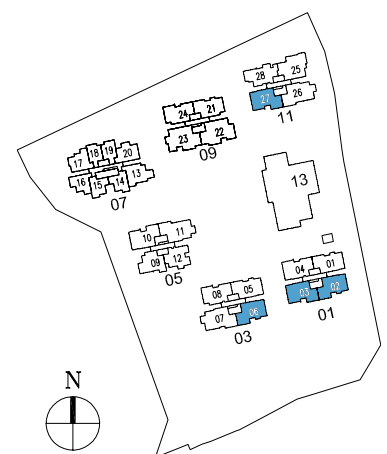
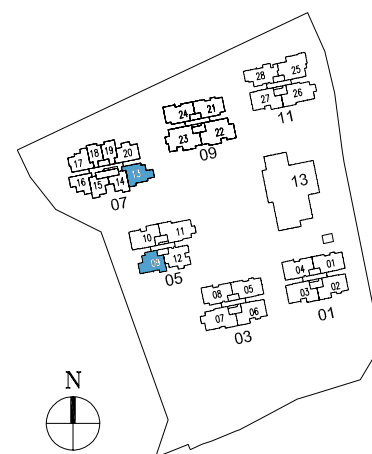
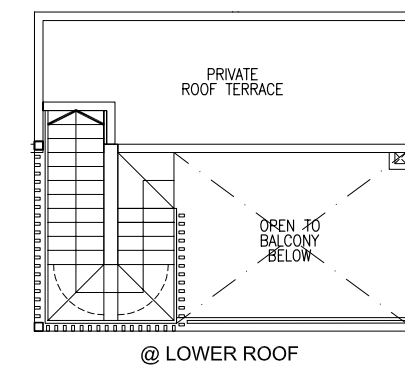
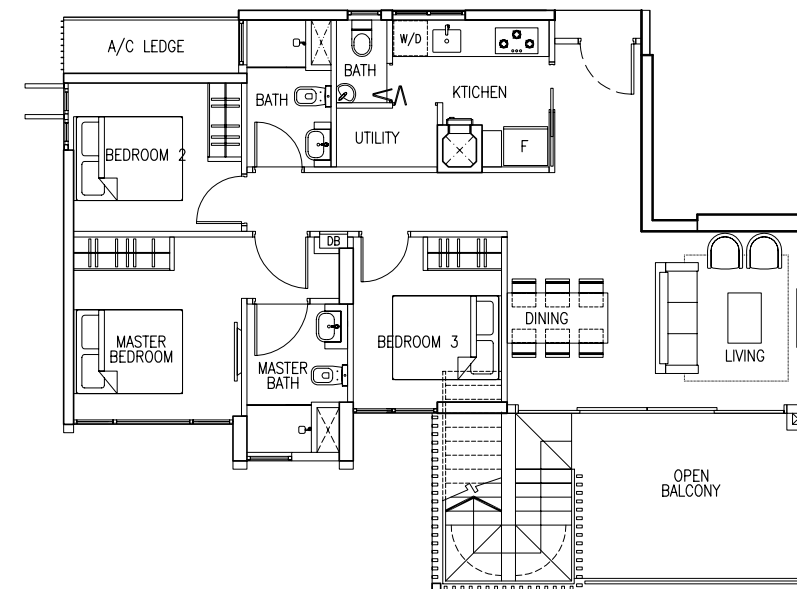
Type 3(S1)PH (A)

Area : 120 sq m / 1292 sq ft Unit(s) : #15-02, #15-06



Type 3(S1)PH (C)

Area : 120 sq m / 1292 sq ft Unit(s) : #15-27



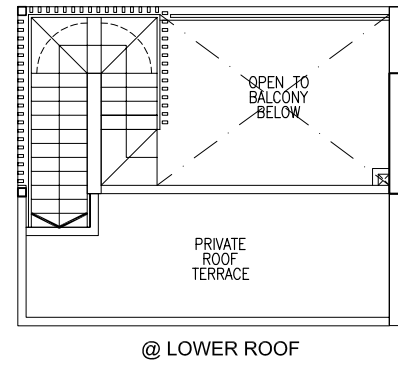
Area includes A/C ledge, balcony, PES, private roof terrace and void (where applicable). Orientations and facings will differ depending on the unit you are purchasing. Please refer to the key plan. All plans are not to scale and are subject to changes as may be approved by the relevant authorities. All floor areas are estimates and are subject to final survey. Visual screens are subject to authority site confirmation.

Area includes A/C ledge, balcony, PES, private roof terrace and void (where applicable). Orientations and facings will differ depending on the unit you are purchasing. Please refer to the key plan. All plans are not to scale and are subject to changes as may be approved by the relevant authorities. All floor areas are estimates and are subject to final survey. Visual screens are subject to authority site confirmation.

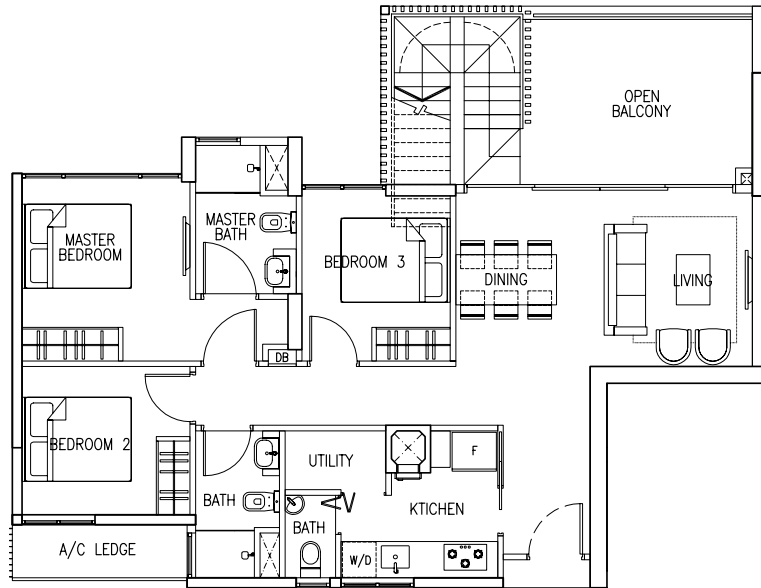
3-Bedroom Penthouse

Type 3(S1)PH (B)

Area : 120 sq m / 1292 sq ft
Unit(s) : #15-10

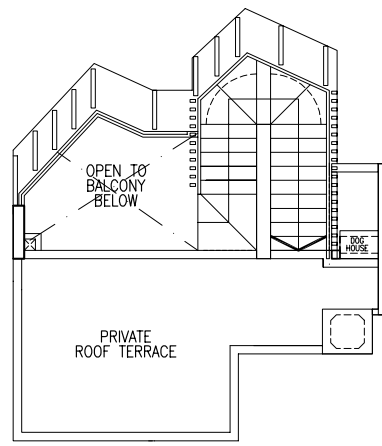


@ LOWER ROOF

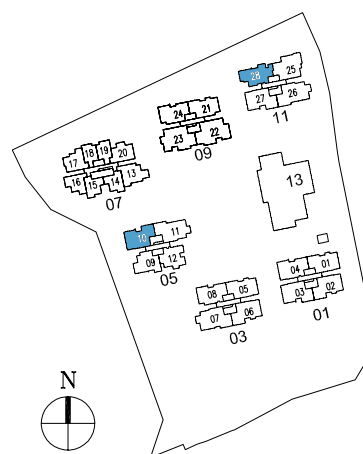
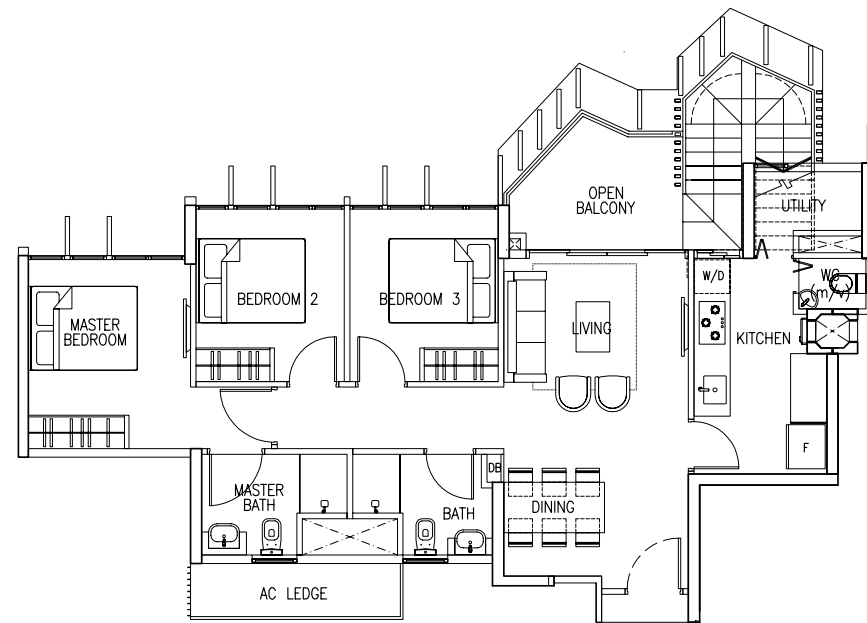


Type 3(S2)PH

Area : 111 sq m / 1195 sq ft
Unit(s) : #15-28

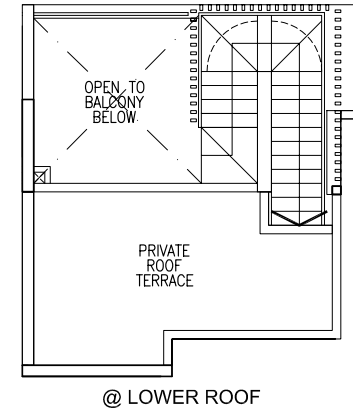


@ LOWER ROOF

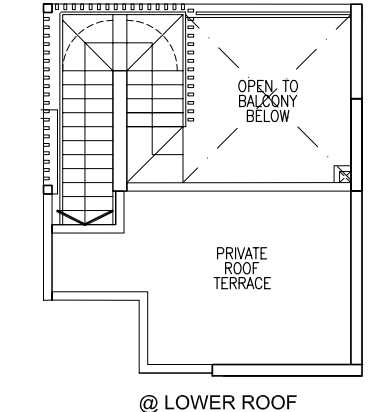
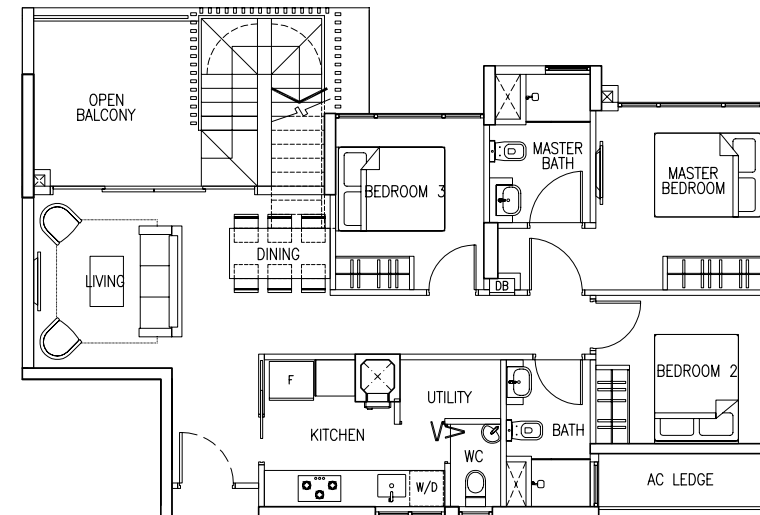


Type 3(S3)PH

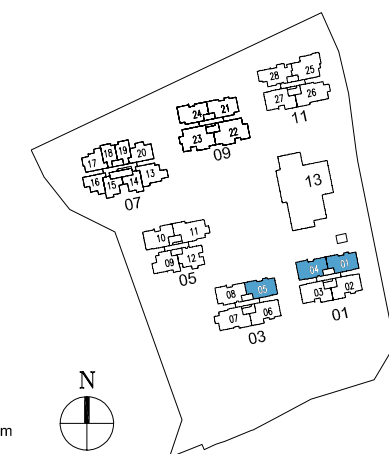
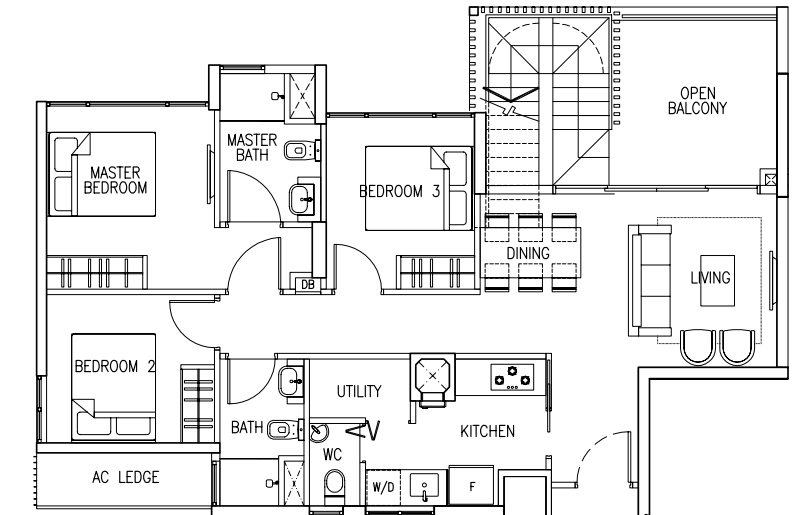
Area : 114 sq m / 1227 sq ft
Unit(s) : #15-01, #15-05



@ LOWER ROOF



@ LOWER ROOF



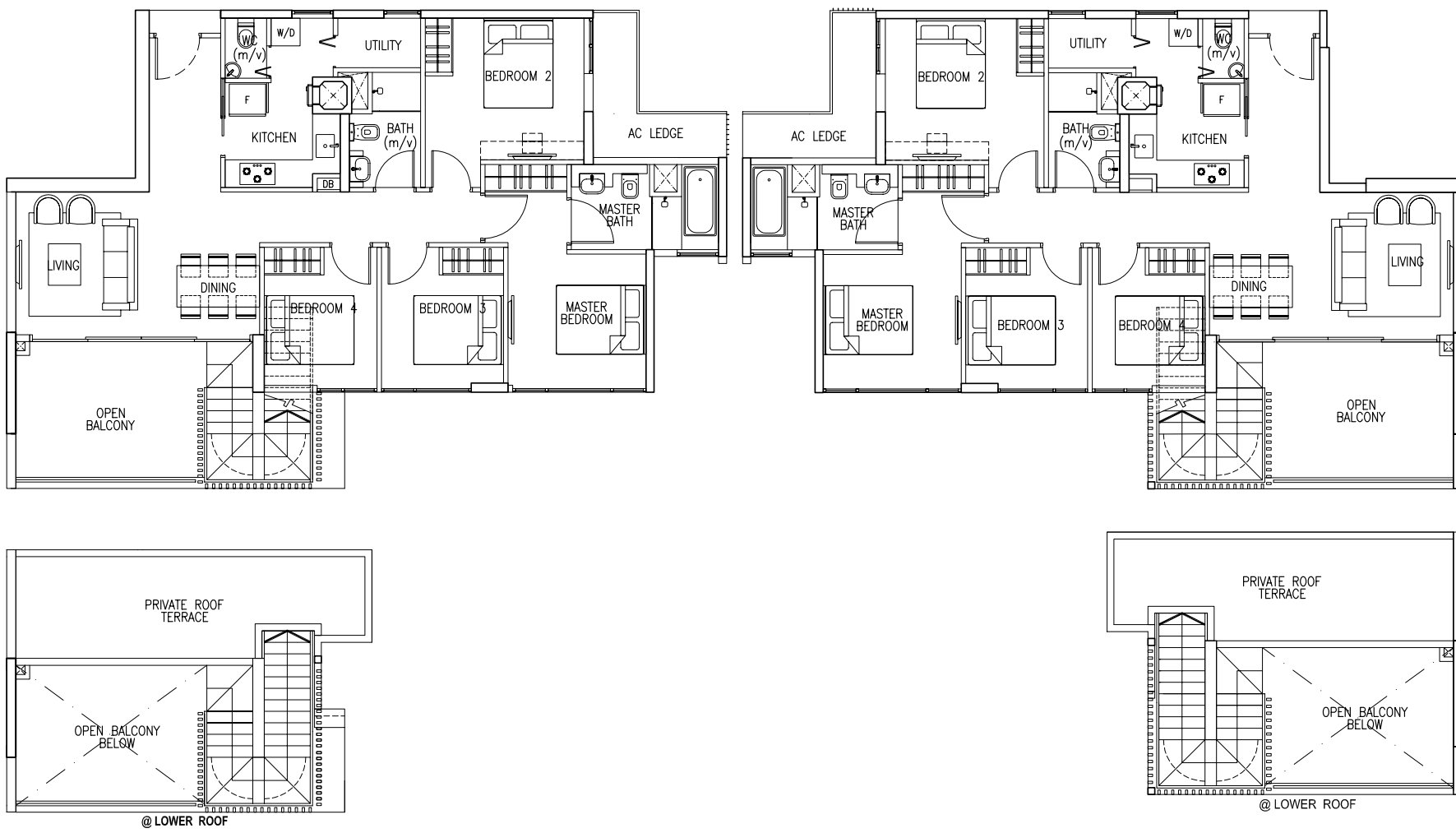
Area includes A/C ledge, balcony, PES, private roof terrace and void (where applicable). Orientations and facings will differ depending on the unit you are purchasing. Please refer to the key plan. All plans are not to scale and are subject to changes as may be approved by the relevant authorities. All floor areas are estimates and are subject to final survey. Visual screens are subject to authority site confirmation.

Area includes A/C ledge, balcony, PES, private roof terrace and void (where applicable). Orientations and facings will differ depending on the unit you are purchasing. Please refer to the key plan. All plans are not to scale and are subject to changes as may be approved by the relevant authorities. All floor areas are estimates and are subject to final survey. Visual screens are subject to authority site confirmation.

4-Bedroom Penthouse

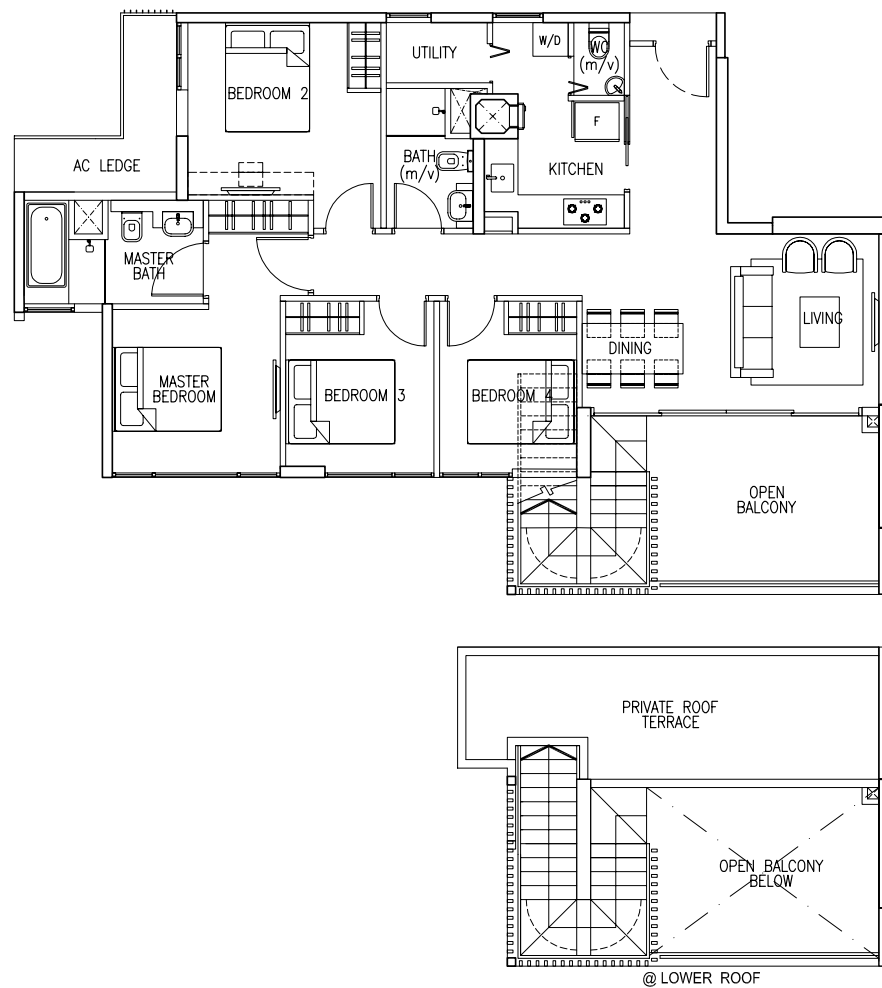
Type 4(C1)PH

Area : 137 sq m / 1475 sq ft
Unit(s) : #15-26



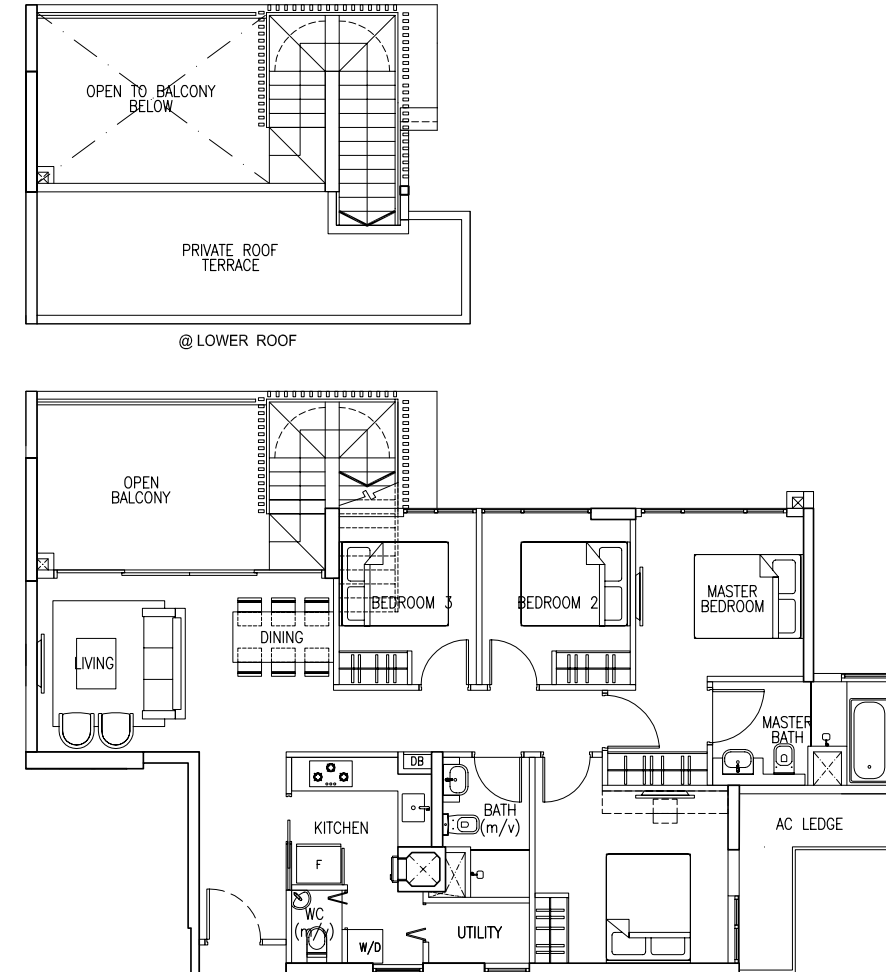
Type 4(C1)PH (A)

Area : 136 sq m / 1464 sq ft
Unit(s) : #15-07



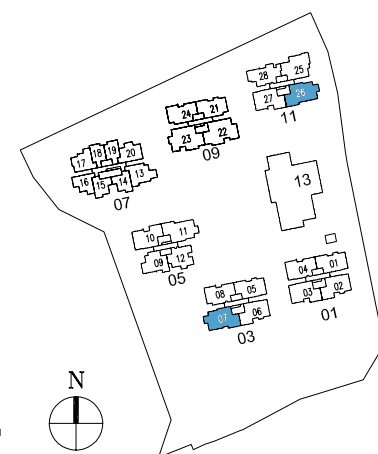
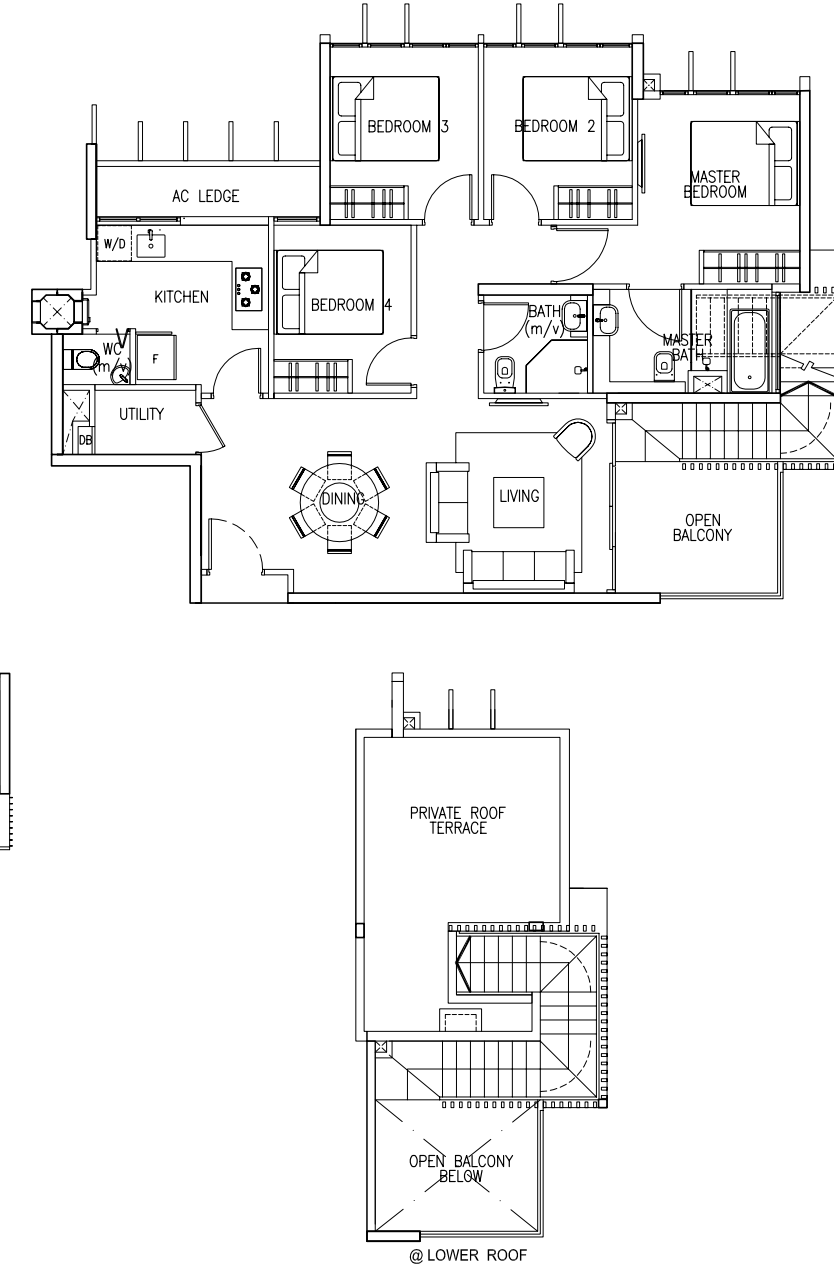
Type 4(C1)PH (A)

Area : 137 sq m / 1475 sq ft
Unit(s) : #15-11



Type 4(C2)PH

Area : 129 sq m / 1389 sq ft
Unit(s) : #15-25

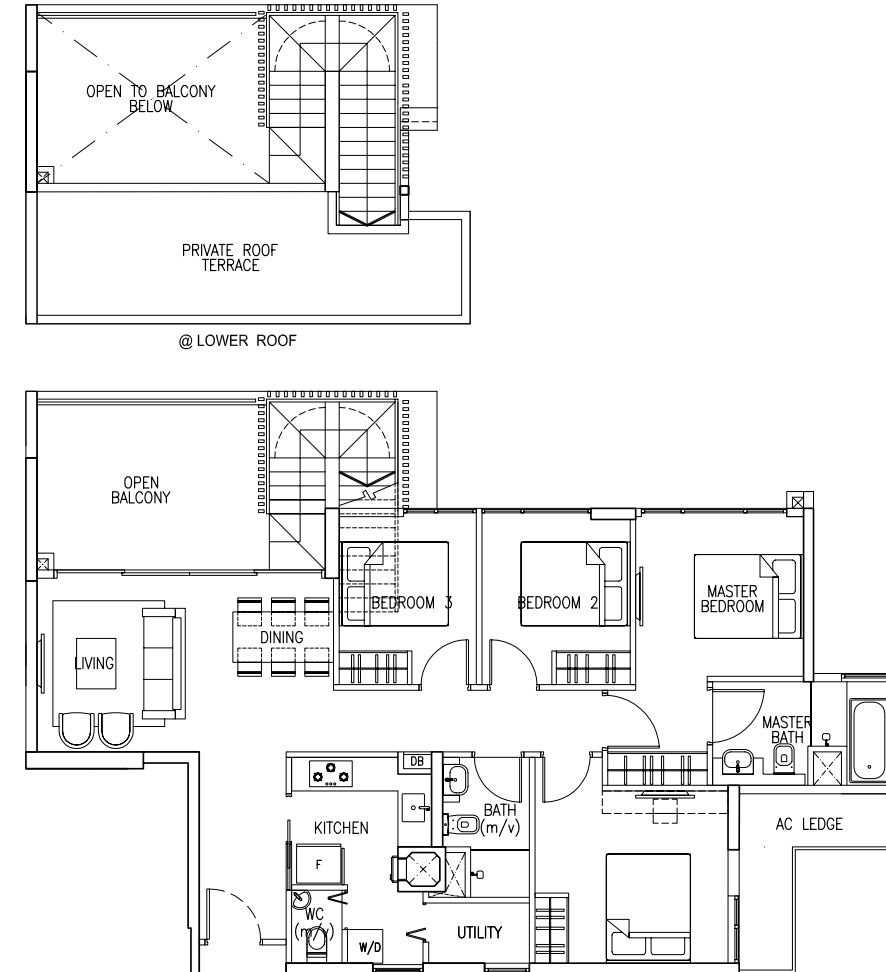


Area includes A/C ledge, balcony, PES, private roof terrace and void (where applicable). Orientations and facings will differ depending on the unit you are purchasing. Please refer to the key plan. All plans are not to scale and are subject to changes as may be approved by the relevant authorities. All floor areas are estimates and are subject to final survey. Visual screens are subject to authority site confirmation.

4-Bedroom Penthouse

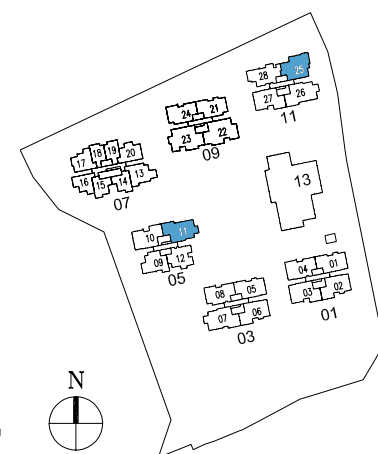
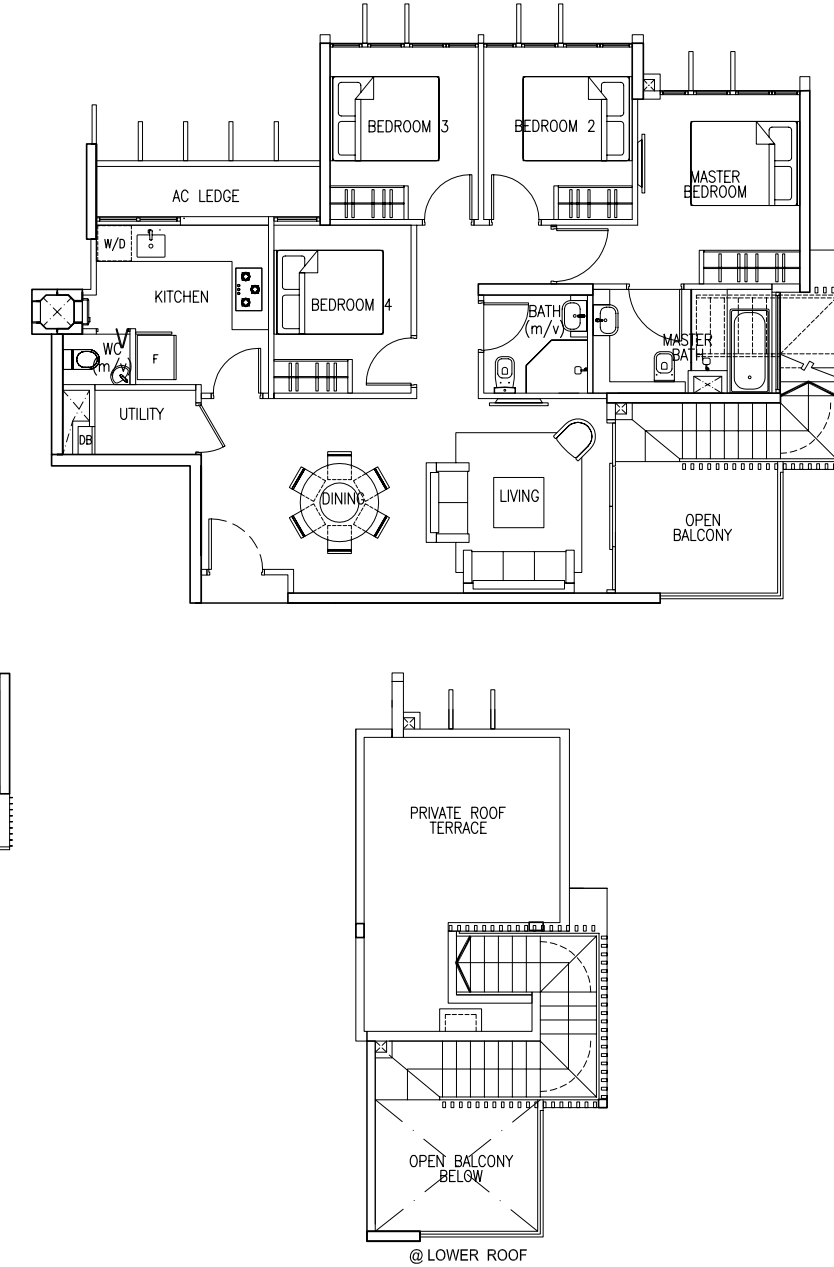
Type 4(C1)PH (A)

Area : 137 sq m / 1475 sq ft
Unit(s) : #15-11



Type 4(C2)PH

Area : 129 sq m / 1389 sq ft
Unit(s) : #15-25

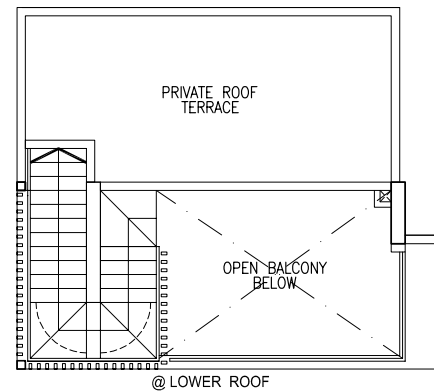
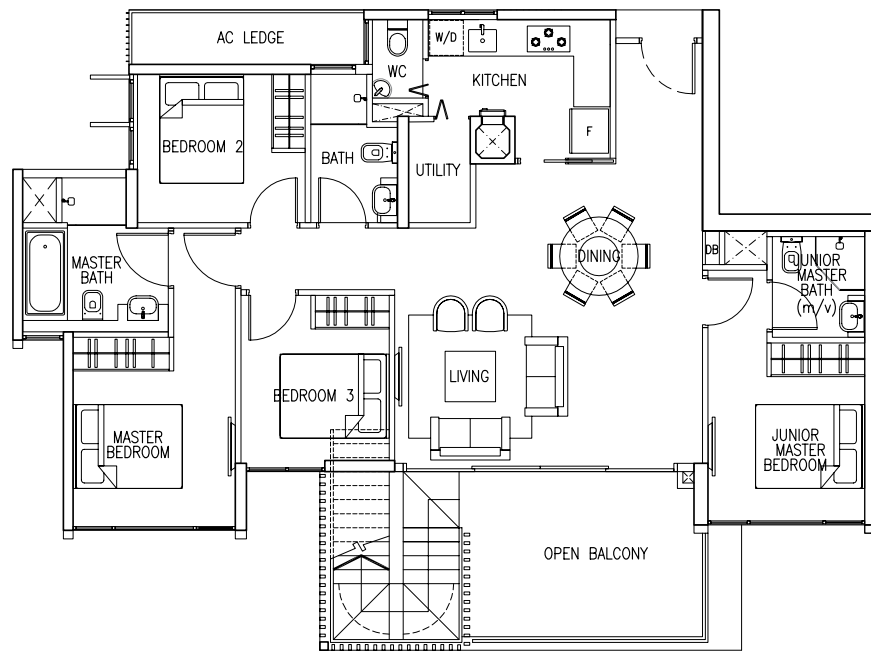


Area includes A/C ledge, balcony, PES, private roof terrace and void (where applicable). Orientations and facings will differ depending on the unit you are purchasing. Please refer to the key plan. All plans are not to scale and are subject to changes as may be approved by the relevant authorities. All floor areas are estimates and are subject to final survey. Visual screens are subject to authority site confirmation.

4-Bedroom Penthouse

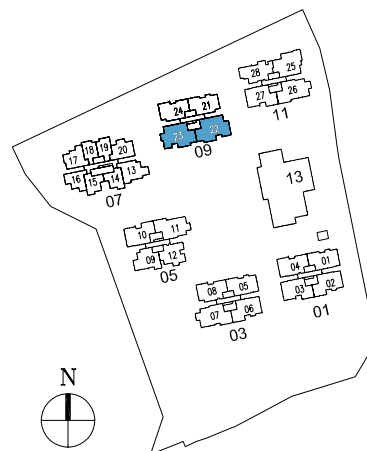
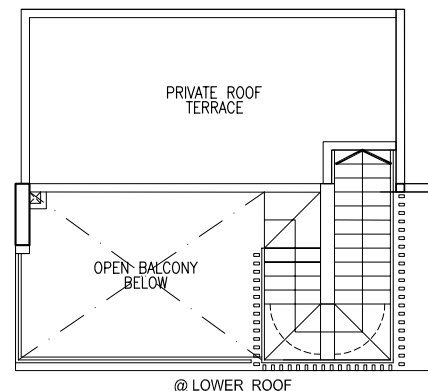
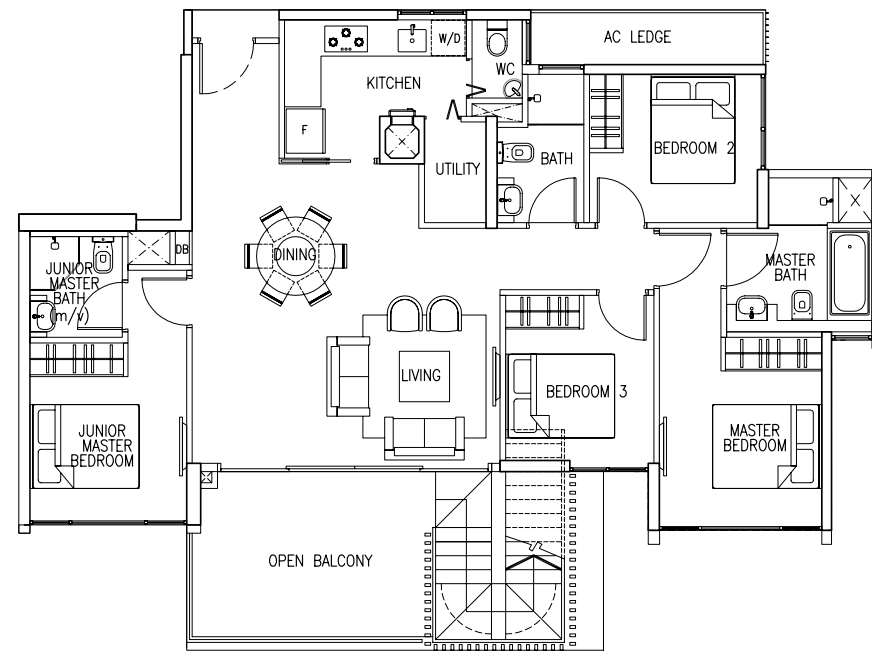
Type 4(S1)PH (A)

Area : 151 sq m / 1625 sq ft
Unit(s) : #15-23



Type 4(S1)PH

Area : 151 sq m / 1625 sq ft
Unit(s) : #15-22



Area includes A/C ledge, balcony, PES, private roof terrace and void (where applicable). Orientations and facings will differ depending on the unit you are purchasing. Please refer to the key plan. All plans are not to scale and are subject to changes as may be approved by the relevant authorities. All floor areas are estimates and are subject to final survey. Visual screens are subject to authority site confirmation.

SPECIFICATIONS

- 1.0 Foundation**
Reinforced concrete piles
- 2.0 Superstructure**
Reinforced concrete and/or steel structure
- 3.0 Walls**
External: Reinforced concrete wall and/or brick wall and/or block wall
Internal: Reinforced concrete wall and/or brick wall and/or block wall and/or drywall and/or light weight concrete panel
- 4.0 Roof**
Flat Roof: Reinforced concrete roof with appropriate insulation and waterproofing system
- 5.0 Ceiling**
 - 5.1 Apartment Units**
 - a) Living, Dining, Bedrooms, Study, Balcony, PES, Utility and other areas where applicable: Plaster and/or skim coat and/or bulkhead with emulsion paint where appropriate
 - b) Kitchen, Bathrooms, WC: Moisture resistant fibrous plaster board ceiling with emulsion paint
 - c) Hallway/Corridor and Utility (for PES unit only): Fibrous plaster board ceiling with emulsion paint
 - d) Ledges and A/C Ledges and where applicable: Skim coat with emulsion paint
 - 5.2 Common Areas**
 - e) All Lift Lobbies: Plaster board ceiling with emulsion paint finish/bulkheads/plaster/skim coat with emulsion paint finish
 - f) All Other Areas: Skim coat/cement & sand plaster/ plaster board ceiling with emulsion paint finish
 - g) All wet areas in clubhouse: Moisture resistant fibrous plaster board ceiling with emulsion paint finish
 - h) Outdoor pavilions: Timber/composite/moisture resistant fibrous plaster board
- 6.0 Finishes**
 - 6.1 Walls**
 - 6.1.1 Apartment Units**
 - a) Living, Dining, Entrance Foyer, Master Bedroom, Bedrooms, Utility, Study, PES , Balcony and Roof Terrace: Plaster and/or skim coat with emulsion paint finish on exposed surfaces only
 - b) Open/Enclosed Kitchen: Plaster and/or skim coat with emulsion paint finish on exposed surfaces up to ceiling only and/or tiles between lower and upper cabinet
 - c) Master Bath: Tiles and/or Compressed marble on exposed surfaces up to false ceiling only
 - d) Common Bath, Junior Master Bath and WC: Tiles on exposed surfaces up to false ceiling only
 - e) Plaster and/or skim coat with emulsion paint to other areas
 - 6.1.2 Common Areas**
 - f) First Storey and or Basement Lobbies: Tiles up to false ceiling only
 - g) Typical Storey Common Lift Lobbies, Staircases and Landing: Cement & sand plaster/skim coat with emulsion paint
 - 6.2 Floors**
 - 6.2.1 Apartment Units**
 - a) All Living, Dining, Entrance Foyer and the open Kitchen: Compressed marble with matching skirting
 - b) Enclosed Kitchen, Common Bath, Utility, WC, Balcony and PES: Tiles
 - c) Master Bathroom: Compressed marble and/or tiles
 - d) Master Bedroom, Common Bedrooms and Study: Timber floor with timber skirting
 - e) Penthouse staircase: Tiles
 - f) Roof Terrace: Tiles
 - 6.2.2 Common Areas**
 - g) Lift Lobbies: Granite and/or Marble and/or Tiles and/or cement sand screed where appropriate
 - 7.0 Windows**
Powder coated aluminum framed windows with minimum 6mm thick tinted/clear and/or frosted glass where applicable
Powder coated aluminum/steel/concrete finish screening where the unit is affected by visual control requirements
 - 8.0 Doors**
Apartment Units
 - a) Main Entrance: Approved fire-rated timber door
 - b) Bedrooms, Study, Kitchen & Bathrooms: Timber door
 - c) Balcony and PES: Powder-coated aluminum-framed glass door
 - d) Utility and WC: PVC Bi-fold door with guide track
 Ironmongery: Selected good quality locksets and ironmongery for all doors
 - 9.0 Sanitary Fittings**
Apartment Units
 - a) Kitchen:
 - 1 single lever sink mixer tap
 - 1 kitchen sink
 - 1 bib tap
 - b) Master Bathrooms :
 - 1 shower screen with door
 - 1 handheld shower and shower mixer
 - 1 long bath, long bath mixer tap (for 4-Bedroom unit types)
 - 1 solid surface vanity top complete with basin, mixer tap and cabinet/drawer/ledge where appropriate
 - 1 mirror
 - 1 toilet paper holder
 - 1 towel rail or robe hook
 - 1 pedestal water closet (for 1+1, 2 and 3-Bedroom unit types)
 - 1 wall hung water closet c/w concealed cistern (for 4-Bedroom unit types)
 - c) Common Bath
 - 1 shower screen with door
 - 1 handheld shower and shower mixer
 - 1 solid surface vanity top complete with basin, mixer tap and cabinet/drawer/ledge where appropriate
 - 1 mirror
 - 1 toilet paper holder
 - 1 towel rail or robe hook
 - 1 pedestal water closet
 - d) WC
 - 1 wall hung basin with cold water tap
 - 1 two-way tap with handheld shower set
 - 1 toilet paper holder
 - 1 pedestal water closet
 - e) Roof Terrace: 1 bib tap
 - f) PES: 1 bib tap
 - 10.0 Electrical Installation**
Electrical wiring in concealed conduits below false ceiling level in apartment. Electrical wiring above false ceiling in exposed and/or concealed conduits and/or trunkings. Refer to Electrical Schedule for details
 - 11.0 TV/Telephone/Data Points**
Cable ready TV outlets, data and telephone point. Refer to Electrical Schedule for details
 - 12.0 Lightning Protection**
Lightning Protection System shall be provided in accordance with Singapore Standard SS555: 2010
 - 13.0 Painting**
 - a) External Wall: Textured/Non-textured water based emulsion paint finish
 - b) Internal Wall: Water based emulsion paint finish
 - 14.0 Waterproofing**
Waterproofing shall be provided to floors of Bathrooms, Kitchens, WC, Balcony, PES, Roof Terrace, RC flat roofs, Swimming Pool, Basement Car Park and areas as required
 - 15.0 Driveway and Car Park**
 - a) Concrete floor with floor hardener to basement car park and driveway
 - b) Pavers to surface driveway and drop off
 - 16.0 Recreation Facilities**
 - a) Foot Reflexology
 - b) Fitness Corner
 - c) Yoga Lawn
 - d) Meditation Court
 - e) Adventure Fitness Court
 - f) Jogging Trail
 - g) Tennis Court (Hard Surface Court)
 - h) Sky Pool (Approximately 620m²)
 - i) Sky Forest Deck
 - j) Sky Pool Deck
 - k) Feature Water Jets
 - l) Kid's Pool (Approximately 143 m²)
 - m) Feature Tree
 - n) Outdoor Shower Points
 - o) BBQ Area
 - p) Function Room (with Kitchenette)
 - q) Changing Room
 - r) Steam Room
 - s) Sauna
 - t) Open Shower
 - u) Rest Room
 - v) Indoor Gym
 - w) AV Room
 - x) Roof Terrace
 - y) Sensory Park
 - z) Jungle Playground
 - aa) Reading Pavilion
 - bb) Lounge Pavilion
 - cc) Swim-Out Bar
 - dd) Jungle Spa Bed
 - ee) Jungle Couple Seat Spa
 - ff) Jungle Foot Massage
 - gg) Skywoods Cabana
 - hh) Skywoods Outdoor Dining
 - 17.0 Other Items**
 - a) Wardrobe: Built-in wardrobe in all Bedrooms (except Study)
 - b) Kitchen Cabinets/Appliances:
 - i) Built-in high and low level kitchen cabinets complete with solid surface countertop, sink with mixer tap, refrigerator, electric hob, hood and oven (for 1+1 and 2-Bedroom unit types)
 - ii) Built-in high and low level kitchen cabinets complete with solid surface countertop, sink with mixer tap, refrigerator, gas hob, hood and oven (for 3 and 4-Bedroom unit types)
 - c) Washer cum Dryer
 - d) Air-Conditioning: Wall-mounted split-unit system (All Bedrooms, Study Room, Living and Dining Area only)
 - e) Electrical Water Heater: Hot water supply to all Bathrooms (exclude WC) and Kitchens
 - f) Security:
 - i) Proximity Card Access Control system
 - ii) Audio/Video intercom system
 - iii) CCTV at designated locations
 - iv) ERP car park access system
 - g) Gas: Town gas supply to kitchen (for 3 and 4-Bedroom unit types)
 - h) WiFi connection to Clubhouse and Main Pool Deck only

Electrical Schedule

	1+1P, 1+1P(A)	1+1, 1+1A, 1+1B, 1+1C, 1+1PH, 1+1PH(A)	2(S1)P, 2(S2)P	2(S1), 2(S1)A, 2(S2), 2(S2)A	2(S1)PH, 2(S2)PH	2(C1)P, 2(C2)P, 2(C2)P(A)	2(C1), 2(C2), 2(C2)PH, 2(C2)A, 2(C2)PH(A)	2(C1)PH	3(S1)P, 3(S1)P(A), 3(S1)C, 3(S2)P, 3(S3)P, 3(S3)B, 3(S4)P	3(S1), 3(S1)A, 3(S1)D, 3(S1)E, 3(S2), 3(S2)A, 3(S3), 3(S4), 3(C1)PH, 3(C1)PH(A), 3(C2)PH, 3(C4)PH	3(S1)PH, 3(S1)PH(A), 3(S1)PH(B), 3(S1)PH(C), 3(S2)PH, 3(S3)PH, 3(S4)PH	3(S1)B, 3(S1)Bk, 3(S3)A	3(C1)P, 3(C2)P, 3(C2)B, 3(C4)P	3(C1), 3(C1)A, 3(C1)B, 3(C1)C, 3(C2), 3(C2)A, 3(C3)P, 3(C3)A, 3(C4)
LIGHTING POINT	9	8	14	13	15	11	10	12	19	17	19	18	17	15
13A SWITCHED SOCKET OUTLET	12	12	14	14	15	14	14	15	19	19	20	19	18	18
SCV OUTLET	2	2	3	3	3	3	3	3	4	4	4	4	4	4
DATA OUTLET (OPEN NET)	1	1	1	1	1	1	1	1	1	1	1	1	1	1
TELEPHONE OUTLET	2	2	3	3	3	3	3	3	4	4	4	4	4	4
BELL PUSH C/W BELL POINT	1	1	1	1	1	1	1	1	1	1	1	1	1	1
AUDIO VIDEO INTERCOM HANDSET	1	1	1	1	1	1	1	1	1	1	1	1	1	1
COOKER HOOD POINT	1	1	1	1	1	1	1	1	1	1	1	1	1	1
GAS HOB POINT	0	0	0	0	0	0	0	0	1	1	1	1	1	1
CERAMIC HOB POINT	1	1	1	1	1	1	1	1	0	0	0	0	0	0
ELECTRIC OVEN POINT	1	1	1	1	1	1	1	1	1	1	1	1	1	1
FRIDGE POINT	1	1	1	1	1	1	1	1	1	1	1	1	1	1
WASHING MACHINE CUM DRYER POINT	1	1	1	1	1	1	1	1	1	1	1	1	1	1
ELECTRIC STORAGE HEATER POINT	1	1	2	2	2	1	1	1	2	2	2	2	2	2

	3(C3), 3(C5)	3(C3)PH, 3(C5)PH	3(C4)A, 3(C5)P	4(S1)P, 4(S1)P(A)	4(S1)PH, 4(S1)PH(A)	4(S1), 4(S1)k	4(S1)A, 4(S1)C	4(S1)B	4(C1)P, 4(C1)P(A), 4(C1)B, 4(C1)P(B), 4(C1)D	4(C1)A, 4(C1)Ak, 4(C1)C, 4(C2)P	4(C1), 4(C1)E, 4(C1)EK, 4(C2)A, 4(C2)B	4(C2)PH	4(C1)PH, 4(C1)PH(A)	4(C2)
LIGHTING POINT	14	16	16	23	22	21	20	22	21	20	19	20	21	18
13A SWITCHED SOCKET OUTLET	18	19	18	23	24	23	23	23	23	23	23	24	24	23
SCV OUTLET	4	4	4	5	5	5	5	5	5	5	5	5	5	5
DATA OUTLET (OPEN NET)	1	1	1	1	1	1	1	1	1	1	1	1	1	1
TELEPHONE OUTLET	4	4	4	5	5	5	5	5	5	5	5	5	5	5
BELL PUSH C/W BELL POINT	1	1	1	1	1	1	1	1	1	1	1	1	1	1
AUDIO VIDEO INTERCOM HANDSET	1	1	1	1	1	1	1	1	1	1	1	1	1	1
COOKER HOOD POINT	1	1	1	1	1	1	1	1	1	1	1	1	1	1
GAS HOB POINT	1	1	1	1	1	1	1	1	1	1	1	1	1	1
CERAMIC HOB POINT	0	0	0	0	0	0	0	0	0	0	0	0	0	0
ELECTRIC OVEN POINT	1	1	1	1	1	1	1	1	1	1	1	1	1	1
FRIDGE POINT	1	1	1	1	1	1	1	1	1	1	1	1	1	1
WASHING MACHINE CUM DRYER POINT	1	1	1	1	1	1	1	1	1	1	1	1	1	1
ELECTRIC STORAGE HEATER POINT	2	2	2	3	3	3	3	3	2	2	2	2	2	2

Developers' Profile:

Bukit Timah Green Development Pte Ltd is a joint venture between First Shine Properties Pte Ltd (a subsidiary of Hock Lian Seng Holdings Limited) and Meadows Bright Development Pte Ltd (an associate of King Wan Corporation Limited and TA Corporation Ltd). The combined expertise of the consortium of these 3 companies, with a proven track record in property development, will help ensure Bukit Timah Green Development's inaugural project – The SkyWoods – set a new benchmark for the industry.

Hock Lian Seng Holdings Limited

One of the leading civil engineering companies in Singapore, Hock Lian Seng is a main board-listed construction and engineering group with more than 40 years of recognised excellence. To date, the group has successfully completed a wide range of challenging civil engineering projects, such as Kim Chuan MRT Depot, one of the world's largest underground depots. Property development is one of the group's other core businesses, with the first Singapore based project, Marine View Mansions, completed in 1987. Other than The SkyWoods, the group is currently developing 2 industrial projects, Ark@Gambas and Ark@KB. The group is committed to delivering excellent quality and choice developments that will value-add and enhance lives.

King Wan Corporation Limited

Established in 1977, King Wan Corporation is a Singapore-based integrated building services company geared towards the provision of M&E engineering services for the building and construction industry. On top of that, the group has interests in property development and investment, manufacturing, specialised worksite-specific services as well as vessel chartering. The Property Development segment engages in the development, marketing and sale of residential and commercial properties through investments in associate companies, partnering with experienced parties – Meadows Bright Development Pte Ltd in Singapore, Dalian Shicheng Property Development Co., Ltd in China, and its associate company, SI Property in Thailand.



The Inspira
By Meadows Bright Development Pte Ltd, an associate of King Wan Corporation Limited and TA Corporation Ltd
• Amasalam Chetty Road/Narayanan Chetty Road
• 120 Units
• TOP date: 24 Dec 2009
• CSC: 24 Jan 2011



Starlight Suites
By Meadows Property (S) Pte Ltd, an associate of King Wan Corporation Limited and TA Corporation Ltd
• River Valley Close
• 105 Units
• Expected TOP: 31 Mar 2015

TA Corporation Ltd

Recognised as a significant developer of quality housing, TA Corporation Ltd (formerly known as Tiong Aik Group of Companies) owes its reputation for delivering high standards in the market, its commitment to excellence and its acumen for and familiarity with premium developments. This is evident from the quality of the materials, finishes and workmanship, as well as the acclaimed consultants that the firm chooses to work with, from architects and engineers to landscape artists. Other than unmatched customer satisfaction, the company hopes to bring luxury, comfort and a whole new perspective right into the heart of each and every home it develops.



Gambir Ridge
By Meadows Investment Pte Ltd, a subsidiary of TA Corporation Ltd
• Gambir Walk
• 77 Units
• Expected TOP: 31 Dec 2015



Parc Seabreeze
By Grovehill Pte Ltd, a subsidiary of TA Corporation Ltd
• Joo Chiat Road
• 94 Units
• TOP date: 19 Jun 2012
• CSC: 28 Dec 2012

A prestigious project brought to you by:



Developer: Bukit Timah Green Development Pte Ltd (Reg No. 201223704C) • Developer's License No: C1038 • Tenure of Land: Leasehold 99 years with effect from 21 December 2012 • Lot No: Lot 2624T MK16 at Dairy Farm Road • Expected Date of Vacant Possession: 31 Dec 2016 • Expected Date of Legal Completion: 31 Dec 2019 • Approved BP No/Date: A0814-00017-2012-BP01 dated 24 July 2013

While every reasonable care has been taken in preparing this brochure, the developer cannot be held responsible for any inaccuracies. All statements are believed to be correct but are not regarded as statement or representation of facts. Visual representations, illustrations, photographs and renderings are intended to portray only impressions of the development. All information and specifications are current at the time of press and are subject to change as may be required and cannot form part of an offer or contract.