



HERTFORD

COLLECTION



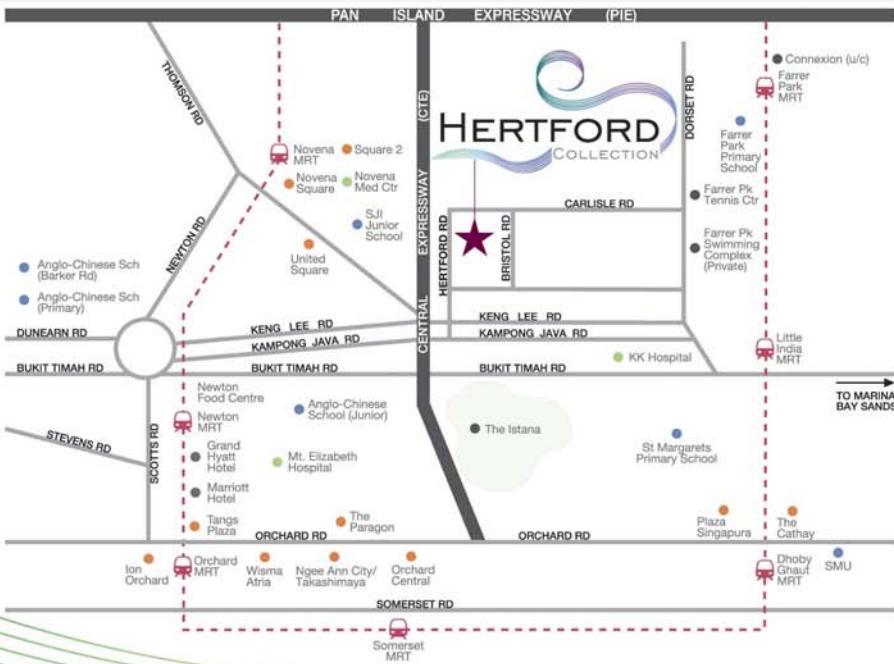
EMBRACE LIFE'S TRAPPINGS



AN EYE FOR THE UNCOMMON

Hertford Collection is an intimate boutique development, set in a central location just on the fringe of District 11. It comprises 25 freehold units nestled within a tranquil setting. Through an innovative interplay of roof designs and trellises, Hertford Collection presents a simply elegant architectural form.






THE FEW GETS IT ALL


It is a sheer privilege to enjoy close proximity to everything! Endless shopping and entertainment are mere minutes away at Orchard Road and Novena. Also, savour an exciting selection of popular local food at Newton Food Centre or the wide array of international restaurants, trendy cafes and wine bars just around the corner. Nearby MRT stations and expressways bring all else within easy reach.





BLISS AT THE VERY TOP

Be pampered in your private pool as you overlook a picture of greenery and cast your cares away as you gaze through your roof into the star-filled night. These are just some of the extraordinary touches that make Hertford Collection the ultimate choice for your personal sanctuary.





LESS IS MORE

Hertford Collection's 25 exclusive units present 16 variations of 1 + Study, 2 + Study, 3 + Study, and Penthouse unit types for every discerning buyer. Luxurious living is elevated further with private pools thoughtfully placed in every unit type. Design a lifestyle that is individually yours, with a home that is a blend of aesthetic appeal and practical functionality.



Artist's Impression

DIAGRAMMATIC CHART

Unit Flr	01	02	03	04	05	06
5	#05-01 3B (PH) 172 sqm	#05-02 3A (PH) 167 sqm	#05-03 2B (PH) 94 sqm	#05-04 2A (PH) 88 sqm	#05-05 2A1 (PH) 89 sqm	#05-06 2C (PH) 102 sqm
4	#04-01 2B1 102 sqm	#04-02 2C 102 sqm	#04-03 1B2 59 sqm	#04-04 1A 52 sqm	#04-05 1A1 53 sqm	#04-06 1C 62 sqm
3	#03-01 2B1 102 sqm	#03-02 2C 102 sqm	#03-03 1B1 68 sqm	#03-04 1A 52 sqm	#03-05 1A1 53 sqm	#03-06 1C 62 sqm
2	#02-01 2B 125 sqm	#02-02 2C 102 sqm	#02-03 1B 73 sqm	#02-04 1A 52 sqm	#02-05 1A1 53 sqm	#02-06 1C 62 sqm
1	#01-01 2A (P) 133 sqm					

LEGEND:

1-BEDROOM + STUDY

2-BEDROOM

2-BEDROOM + STUDY

PENTHOUSE

OUR PORTFOLIO



TREASURE PLACE - Chwee Chian Road (Condominium)



POSHGROVE EAST - East Coast Road (Condominium)



BALCON EAST - Upper East Coast Road (Apartment)



WEMBLY RESIDENCES - Yio Chu Kang Road (Apartment)

DEVELOPER

CHELSEFORD GREEN PTE LTD

(A Subsidiary of Feature Development Pte Ltd)

101 Cecil Street, #26-01/07 Tong Eng Building, Singapore 069533

Tel: 6223 7712 Fax: 6225 2362

www.tongeng.com.sg