

TYPE

A

Internal

129m²

External

29.31m²

Total

158-160m²

TYPE

A1

Internal

129m²

External

61m²

Total

190m²



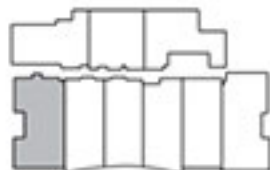
4



3


LEVANTO
AT HARBOUR QUAYS

FLOOR PLAN



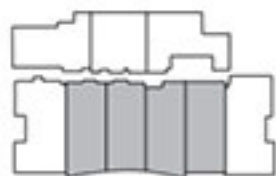
TYPE B

Internal	105-109m ²
External	15-20m ²
Total	124-128m ²



LEVANTO
AT HARBOUR QUAYS

FLOOR PLAN



TYPE
C

Internal 133m²
External 27-29m²
Total 160-162m²

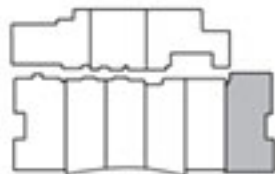
TYPE
C1

Internal 131m²
External 43m²
Total 174m²



LEVANTO
AT HARBOUR QUAYS

FLOOR PLAN



TYPE
D

Internal 98m²
External 26m²
Total 124m²

TYPE
D1

Internal 103m²
External 36m²
Total 139m²



LEVANTO
AT HARBOUR QUAYS

FLOOR PLAN



TYPE
E

Internal 91m²
External 26-27m²
Total 117-118m²



LEVANTO
AT HARBOUR QUAYS

FLOOR PLAN

